

Testtag GTC Race

Result List Test Session 1

Provisional

Lausitzring, Length: 3478m

Air temperature: 22.39°C

Track temperature: 35.2°C

Weather condition: Dry

Thursday, September 9, 2021 10:25:00

started : 12

classified : 12

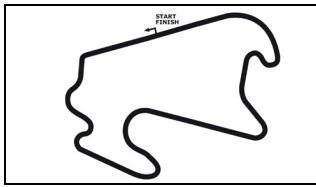
not classified : 0

	Cl.	Drivers	Team	Car	Lap	Best Time	Gap	Diff	Kph	Day Time
1	5	S.Owega	Phoenix Racing(DEU)	Audi R8 LMS GT3	26	1:24.015			149.0	11:07:09
2	99	C.Schreiner	Phoenix Racing(DEU)	Audi R8 LMS GT3	25	1:24.820	0.805	0.805	147.6	11:10:10
3	69	D.Steiner/P.Dörr	Dörr Motorsport(DEU)	McLaren 720S GT3	18	1:25.105	1.090	0.285	147.1	10:57:43
4	31	T.Heinemann/K.Heyer	Space Drive Racing	Mercedes-AMG GT3	23	1:25.520	1.505	0.415	146.4	11:10:51
5	33	U.Schmidt/C.Schäfer		KTM X-BOW GTX	20	1:29.652	5.637	4.132	139.6	11:03:45
6	34				23	1:29.947	5.932	0.295	139.2	11:10:29
7	4	D.Bulatov/ L.Koslowski	Eastside Motorsport	Mercedes-AMG GT4	14	1:31.112	7.097	1.165	137.4	10:58:53
8	7	L.Arnold	W&S Motorsport(DEU)	Porsche 718CaymanGT4	23	1:31.141	7.126	0.029	137.3	11:07:01
9	22	S.Ritz/ F.Zulauf	W&S Motorsport(DEU)	Porsche 718CaymanGT4	17	1:31.228	7.213	0.087	137.2	11:10:19
10	77	K.Rohrscheidt/V.Vincentz	RN Vision STS(DEU)	Porsche 718CaymanGT4	21	1:32.984	8.969	1.756	134.6	11:09:03
11	44	H.Jung/T.Vogler	Car Collection Motorsport(DEU)	Audi R8 LMS GT4	4	1:33.136	9.121	0.152	134.4	10:32:45
12	42	P.König/L.König	Allied Racing(DEU)	Porsche 718CaymanGT4	16	1:34.047	10.032	0.911	133.1	10:57:53

Publication time:

Race Director:

Timekeeper:



Testtag GTC Race

Top speed list Test Session 1

Provisional

Lausitzring, Length: 3478m

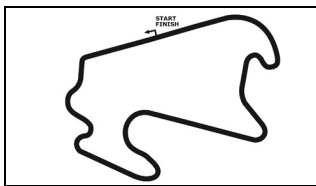
Air temperature: 22.39°C

Track temperature: 35.2°C

Weather condition: Dry

Thursday, September 9, 2021 10:25:00

#	Name (NAT)	Team	Car name	Speed	Lap	Race time
69	Dino Steiner (DEU)	Dörr Motorsport (DEU)	McLaren 720S GT3	249.32	19	32:44.665
34				248.75	23	43:59.880
5	Salman Owega (DEU)	Phoenix Racing (DEU)	Audi R8 LMS GT3	247.60	18	29:19.467
99	Carrie Schreiner (DEU)	Phoenix Racing (DEU)	Audi R8 LMS GT3	244.78	9	17:28.751
33	Uwe Schmidt (DEU)		KTM X-BOW GTX	244.78	18	34:16.280
31	Tim Heinemann (DEU)	Space Drive Racing	Mercedes-AMG GT3	242.57	19	34:43.682
7	Luca Arnold (DEU)	W&S Motorsport (DEU)	Porsche 718 Cayman GT4	232.09	12	18:35.674
42	Paul-Aurel König (DEU)	Allied Racing (DEU)	Porsche 718 Cayman GT4	230.10	16	31:20.663
77	Kevin Rohrscheidt (DEU)	RN Vision STS (DEU)	Porsche 718 Cayman GT4	230.10	21	42:31.691
22	Finn Zulauf (DEU)	W&S Motorsport (DEU)	Porsche 718 Cayman GT4	229.12	6	11:01.852
4	Leon Koslowski (DEU)	Eastside Motorsport	Mercedes-AMG GT4	227.18	9	22:21.202
44	Henri Jung (DEU)	Car Collection Motorsport (DEU)	Audi R8 LMS GT4	225.75	3	4:38.699



Testtag GTC Race

Sector List Test Session 1

Provisional

Lausitzring, Length: 3478m

Air temperature: 22.39°C

Track temperature: 35.2°C

Weather condition: Dry

Thursday, September 9, 2021 10:25:00

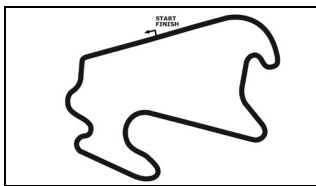
Lap	Id	Time	SE1	SP1	SE2	SP2	SE3	SP3	TSP	Lap	Id	Time	SE1	SP1	SE2	SP2	SE3	SP3	TSP
4 Bulatov, RUS(#1) / Koslowski, DEU(#2)										theoretical besttime: 1:30.993									
1	2	6:31.690					6:31.690			9	2	1:32.145	30.286		24.540	200	37.319	217	227
2	2	2:15.120	55.730		31.279	137	48.111	59		10	2	1:33.956	30.739		24.553	200	38.664	59	226
3	2	5:41.082	4:29.766		28.916	140	42.400	210		11	2	3:51.989	2:49.605		24.832	200	37.552	215	
4	2	1:37.581	32.557		25.528	197	39.496	209	219	12	2	1:32.541	30.559		24.555	200	37.427	216	224
5	2	1:34.822	31.563		25.238	198	38.021	216	219	13	2	1:31.686	30.141		24.520	200	37.025	216	225
6	2	1:33.515	31.015		24.761	199	37.739	215	225	14	2	1:31.112	29.873		24.344	201	36.895	215	225
7	2	1:32.638	30.537		24.655	199	37.446	216	225	15	2	1:34.569	29.888		24.340	201	40.341	57	224
8	2	1:32.872	30.876	159	24.225	185	37.771	216	225										

Lap	Id	Time	SE1	SP1	SE2	SP2	SE3	SP3	TSP	Lap	Id	Time	SE1	SP1	SE2	SP2	SE3	SP3	TSP
5 Oweg, DEU(#1)										theoretical besttime: 1:24.015									
1	1	3:10.778	2:01.356		28.670	178	40.752	224		15	1	4:06.954	3:07.623		23.650	213	35.681	233	
2	1	1:32.929	31.107		24.223	212	37.599	230	235	16	1	1:27.197	28.480		23.565	215	35.152	233	242
3	1	1:30.318	30.026		23.712	214	36.580	227	238	17	1	1:24.815	28.022		22.557	217	34.236	237	243
4	1	1:29.626	30.229	165	23.171	213	36.226	232	239	18	1	1:26.783	28.413		23.156	214	35.214	234	247
5	1	1:28.413	29.169		23.749	213	35.495	234	242	19	1	1:24.939	28.024		22.580	217	34.335	236	245
6	1	1:27.881	28.996		23.123	214	35.762	233	243	20	1	1:26.959	28.080		23.132	215	35.747	234	244
7	1	1:28.530	29.047		23.734	213	35.749	234	243	21	1	1:25.455	27.933		22.851	216	34.671	234	243
8	1	1:27.263	28.339		23.192	215	35.732	234	242	22	1	1:24.873	27.946		22.712	218	34.215	235	244
9	1	1:27.562	28.805		22.832	216	35.925	235	244	23	1	1:27.973	28.451		24.154	213	35.368	234	244
10	1	1:28.358	29.614		23.359	214	35.385	234	244	24	1	1:25.919	27.977		22.642	219	35.300	234	244
11	1	1:25.518	28.236		22.652	216	34.630	235	243	25	1	1:24.416	27.753		22.369	217	34.294	234	244
12	1	1:27.148	28.379		23.170	214	35.599	234	245	26	1	1:24.015	27.567		22.339	217	34.109	234	244
13	1	1:25.083	27.996		22.545	216	34.542	236	244	27	1	1:26.310	27.691		23.231	215	35.388	235	245
14	1	1:29.373	28.729	174	23.179	213	37.465	59	245	28	1	1:29.949	30.009		23.048	215	36.892	59	245

Lap	Id	Time	SE1	SP1	SE2	SP2	SE3	SP3	TSP	Lap	Id	Time	SE1	SP1	SE2	SP2	SE3	SP3	TSP
7 Arnold, DEU(#1)										theoretical besttime: 1:30.803									
1	1	2:43.140	1:20.074	78	32.314	138	50.752	136		14	1	1:36.932	30.809	160	28.102	201	38.021	219	229
2	1	1:47.270	38.111	108	27.367	192	41.792	158	132	15	1	1:32.038	30.791	160	24.050	203	37.197	220	230
3	1	1:41.448	34.302	156	26.323	179	40.823	216	163	16	1	1:32.253	30.595	160	24.174	202	37.484	219	229
4	1	1:36.040	32.456	152	24.901	192	38.683	219	227	17	1	1:38.242	35.643	160	24.762	203	37.837	219	229
5	1	1:33.425	31.130	159	24.077	203	38.218	219	230	18	1	1:32.178	30.898	160	23.951	203	37.329	220	229
6	1	1:33.104	30.959	158	24.173	202	37.972	219	230	19	1	1:34.690	32.231	160	24.256	203	38.203	59	218
7	1	1:31.942	30.618	159	23.813	203	37.511	220	230	20	1	3:41.595	2:36.376	159	26.703	174	38.516	219	
8	1	1:31.585	30.714	158	23.522	204	37.349	220	229	21	1	1:32.318	31.047	160	24.146	203	37.125	219	229
9	1	1:32.493	30.462	160	24.262	198	37.769	220	230	22	1	1:31.862	30.523	161	24.275	201	37.064	220	229
10	1	1:31.707	30.658	160	23.727	203	37.322	221	230	23	1	1:31.141	30.282	160	23.788	202	37.071	219	230
11	1	1:31.680	30.619	160	23.594	203	37.467	222	231	24	1	1:31.184	30.332	160	23.853	202	36.999	219	229
12	1	1:34.349	31.513	159	23.604	203	39.232	59	232	25	1	1:31.197	30.413	160	23.708	202	37.076	219	229
13	1	4:09.323	3:06.957	159	24.283	200	38.083	219											

Lap	Id	Time	SE1	SP1	SE2	SP2	SE3	SP3	TSP	Lap	Id	Time	SE1	SP1	SE2	SP2	SE3	SP3	TSP
22 Ritz, DEU(#1) / Zulauf, DEU(#2)										theoretical besttime: 1:31.120									
1	2	3:28.535	2:14.239	139	27.534	188	46.762	57		10	2	1:31.263	30.310	160	23.946	201	37.007	218	228
2	2	2:49.898	1:46.027	152	25.049	197	38.822	213		11	2	1:33.423	30.367	159	23.979	200	39.077	59	228
3	2	1:34.947	31.981	153	24.300	200	38.666	217	222	12	2	8:05.192	7:03.533	156	23.946	201	37.713	216	
4	2	1:34.239	31.781	158	24.560	200	37.898	216	228	13	2	1:32.373	30.909	157	24.079	192	37.385	217	226
5	2	1:32.366	30.929	159	24.165	198	37.272	218	227	14	2	1:31.824	30.354	159	23.894	198	37.576	216	227
6	2	1:34.162	30.747	158	24.020	199	39.395	59	229	15	2	1:33.678	31.012	158	24.124	196	38.542	59	226
7	2	7:54.181	6:52.487	148	24.235	199	37.459	217		16	2	4:28.674	3:26.500	157	24.854	185	37.320	218	
8	2	1:31.644	30.581	158	23.912	200	37.151	217	228	17	2	1:31.228	30.418	159	23.803	201	37.007	217	229
9	2	1:31.394	30.351	159	23.905	200	37.138	218	228										

Lap	Id	Time	SE1	SP1	SE2	SP2	SE3	SP3	TSP	Lap	Id	Time	SE1	SP1	SE2	SP2	SE3	SP3	TSP
31 Heinemann, DEU(#1) / Heyer, DEU(#2)										theoretical besttime: 1:25.462									
1	1	2:43.622	1:23.310	118	31.689	116	48.623	59		13	1	1:30.757	29.098	172	22.240	214	39.419	59	241
2	1	2:45.195	1:44.133	167	24.361	209	36.701	227		14	1	4:19.536	3:20.366	169	23.075	211	36.095	230	
3	1	1:29.605	30.760	170	22.849	212	35.996	228	236	15	1	1:26.531	29.145	173	22.235	215	35.151	231	238
4	1	1:29.013	30.007	169	23.134	212	35.872	229	236	16	1	1:28.596	30.148	173	23.112	213	35.336	231	239
5	1	1:27.771	29.498	172	22.613	214	35.660	230	238	17	1	1:27.691	29.118	173	22.331	216	36.242	231	240
6	1	1:27.701	29.469	171	22.542	214	35.690	230	239	18	1	1:26.140	28.960	173	22.246	216	34.934	233	240
7	1	1:31.699	29.314	172	22.802	212	39.583	59	239	19	1	1:29.484	30.848	167	23.324	212	35.312	231	242
8	1	4:20.682	3:21.672	170	23.228	212	35.782	230		20	1	1:33.484	28.906	173	22.346	217	42.232	59	240
9	1	1:26.876	29.269	172	22.257	214	35.350	230	239	21	1	5:13.062	4:14.994	171	22.521	213	35.547	232	



Testtag GTC Race

Sector List Test Session 1

Provisional

Lausitzring, Length: 3478m

Air temperature: 22.39°C

Track temperature: 35.2°C

Weather condition: Dry

Thursday, September 9, 2021 10:25:00

Lap	Id	Time	SE1	SP1	SE2	SP2	SE3	SP3	TSP	Lap	Id	Time	SE1	SP1	SE2	SP2	SE3	SP3	TSP
10	1	1:27.264	28.858	173	22.972	208	35.434	231	239	22	1	1:26.669	29.424	173	22.268	216	34.977	232	242
11	1	1:27.317	29.547	172	22.535	213	35.235	232	240	23	1	1:25.520	28.916	174	21.905	217	34.699	231	241
12	1	1:25.931	28.931	172	22.063	216	34.937	232	240										

33 Schmidt, DEU(#1) / Schäfer, DEU(#2)

theoretical besttime: 1:29.133

1	1	3:03.187	1:50.574	29.678	180	42.935	225	13	1	1:34.129	31.703	24.054	212	38.372	235	240		
2	1	1:42.151	34.971	26.281	204	40.899	232	209	14	1	1:33.553	31.768	24.270	210	37.515	235	241	
3	1	1:38.470	32.932	25.877	208	39.661	228	239	15	1	1:32.863	31.748	23.950	211	37.165	235	243	
4	1	1:37.963	32.896	25.694	208	39.373	226	237	16	1	1:31.824	30.969	23.522	214	37.333	235	243	
5	1	1:37.609	33.329	25.043	211	39.237	228	236	17	1	1:31.975	30.709	24.461	215	36.805	236	243	
6	1	1:54.499	36.891	28.301	199	49.307	54	237	18	1	1:30.756	30.726	23.195	216	36.835	236	244	
7	1	3:41.023	2:35.800	26.299	206	38.924	228	19	1	1:29.952	30.715	23.042	216	36.195	235	243		
8	1	1:37.958	32.346	26.884	210	38.728	230	238	20	1	1:29.652	30.423	23.199	215	36.030	235	243	
9	1	1:40.568	32.442	27.281	200	40.845	227	240	21	1	1:29.994	30.224	22.879	211	36.891	220	243	
10	1	1:45.392	34.241	26.712	199	44.439	52	236	22	1	1:32.716	31.286	23.724	196	37.706	214	226	
11	1	4:34.164	3:27.446	27.402	199	39.316	232	23	1	1:53.088	35.533	27.112	166	50.443	48	221		
12	1	1:37.213	33.534	26.009	210	37.670	233	241										

34

theoretical besttime: 1:29.947

1	0	3:01.011	1:48.288	30.055	168	42.668	218	13	0	1:31.679	30.590	23.704	215	37.385	237	245		
2	0	1:36.348	33.351	24.834	215	38.163	237	209	14	0	1:39.902	31.780	24.104	215	44.018	55	245	
3	0	1:39.406	34.004	25.692	210	39.710	231	246	15	0	3:54.377	2:51.655	24.992	213	37.730	235		
4	0	1:35.697	32.123	24.552	212	39.022	234	241	16	0	1:36.123	32.827	24.346	215	38.950	204	243	
5	0	1:35.578	31.486	24.389	213	39.703	214	244	17	0	1:34.674	33.144	24.084	216	37.446	236	222	
6	0	1:35.397	32.615	24.493	210	38.289	235	224	18	0	1:32.257	31.462	23.741	215	37.054	237	246	
7	0	1:41.590	31.300	24.587	213	45.703	51	244	19	0	1:34.438	31.852	24.328	215	38.258	237	248	
8	0	7:07.367	5:59.894	26.888	207	40.585	231	20	0	1:32.672	31.231	23.771	217	37.670	237	247		
9	0	1:32.944	31.571	24.179	215	37.194	236	241	21	0	1:31.714	31.129	23.963	215	36.622	237	247	
10	0	1:30.421	30.530	23.310	216	36.581	236	246	22	0	1:30.784	30.681	23.400	218	36.703	238	247	
11	0	1:32.204	30.951	23.800	215	37.453	236	246	23	0	1:29.947	30.510	23.211	218	36.226	238	248	
12	0	1:31.579	30.856	23.712	215	37.011	236	244										

42 König, DEU(#1) / König, DEU(#2)

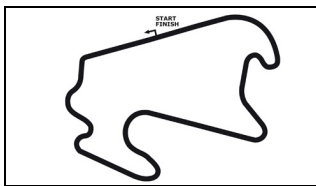
theoretical besttime: 1:34.047

1	1	3:20.362	2:06.471	99	29.776	141	44.115	173	12	1	1:35.505	31.364	25.618	200	38.523	219	229	
2	1	1:42.237	34.245	28.124	134	39.868	214	166	13	1	1:34.404	30.757	25.307	201	38.340	219	229	
3	1	1:37.389	31.960	26.568	197	38.861	216	225	14	1	1:35.022	31.203	25.234	202	38.585	219	229	
4	1	1:37.069	31.724	25.962	199	39.383	217	227	15	1	1:34.764	30.901	25.335	201	38.528	219	229	
5	1	1:35.915	30.722	25.997	198	39.196	59	228	16	1	1:34.047	30.648	25.061	201	38.338	218	230	
6	1	5:03.597	3:59.362	25.894	198	38.341	218	17	1	1:38.033	31.088	25.111	196	41.834	59	229		
7	1	1:35.130	31.292	25.173	201	38.665	218	228	18	1	3:53.489	2:49.049	25.788	199	38.652	218		
8	1	1:35.913	31.205	25.283	201	39.425	59	229	19	1	1:34.885	31.074	25.190	201	38.621	218	229	
9	1	3:37.261	2:32.399	26.054	201	38.808	219	20	1	1:36.484	31.331	25.347	200	39.806	59	228		
10	1	1:38.110	33.410	25.609	202	39.091	219	229	21	1	3:26.732	2:23.186	155	25.104	199	38.442	217	
11	1	1:36.128	31.423	25.436	201	39.269	219	229										

44 Jung, DEU(#1) / Vogler, DEU(#2)

theoretical besttime: 1:33.136

1	1	2:58.414	1:44.415	143	28.631	165	45.368	208	13	1	1:35.029	32.320	158	24.584	196	38.125	215	225	
2	1	1:38.394	33.669	156	24.678	197	40.047	216	213	14	1	1:44.612	32.009	156	25.102	196	47.501	39	224
3	1	1:34.441	32.133	156	24.167	200	38.141	216	225	15	1	4:25.140	3:16.102	145	28.110	191	40.928	213	
4	1	1:33.136	31.287	158	24.112	198	37.737	216	225	16	1	1:40.895	34.039	154	26.487	195	40.369	211	222
5	1	1:38.843	31.524	157	24.805	193	42.514	47	225	17	1	1:38.033	32.354	157	25.994	195	39.685	213	221
6	1	4:42.882	3:34.022	115	27.482	192	41.378	211	18	1	1:37.117	32.606	156	25.374	196	39.137	214	222	
7	1	1:40.875	33.371	153	27.250	193	40.254	214	221	19	1	1:36.267	32.387	156	25.186	197	38.694	215	223
8	1	1:38.532	32.258	155	26.177	192	40.097	214	223	20	1	1:37.091	32.003	157	25.226	197	39.862	213	224
9	1	1:38.022	33.460	157	25.231	195	39.331	215	223	21	1	1:36.052	32.221	158	25.088	197	38.743	215	223
10	1	1:36.915	32.229	156	25.406	193	39.280	216	224	22	1	1:36.170	32.167	157	25.026	197	38.977	215	224
11	1	1:35.791	31.746	156	25.044	194	39.001	216	225	23	1	1:36.120	32.204	157	24.991	197	38.925	214	224
12	1	1:34.817	31.442	156	24.671	196	38.704	216	225	24	1	1:35.968	32.135	158	24.910	198	38.923	215	223



Testtag GTC Race

Sector List Test Session 1

Provisional

Lausitzring, Length: 3478m

Air temperature: 22.39°C

Track temperature: 35.2°C

Weather condition: Dry

Thursday, September 9, 2021 10:25:00

Lap Id	Time	SE1	SP1	SE2	SP2	SE3	SP3	TSP	Lap Id	Time	SE1	SP1	SE2	SP2	SE3	SP3	TSP
69	Steiner, DEU(#1) / Dörr, DEU(#2)								theoretical besttime: 1:25.105								
1	1	2:42.323	1:18.697	32.720	113	50.906	143		12	1	1:34.247	32.798	24.558	210	36.891	234	176
2	1	1:54.418	37.986	29.056	139	47.376	175	145	13	1	1:28.318	29.949	23.065	216	35.304	237	244
3	1	1:40.673	36.096	25.803	203	38.774	227	154	14	1	1:26.227	29.176	22.205	219	34.846	236	246
4	1	1:36.216	34.287	24.876	216	37.053	235	237	15	1	1:25.631	28.622	22.270	218	34.739	237	245
5	1	1:53.624	53.945	23.473	216	36.206	236	245	16	1	1:25.454	28.614	22.091	218	34.749	237	246
6	1	1:27.821	29.392	22.320	219	36.109	237	247	17	1	1:26.134	28.633	22.389	220	35.112	234	247
7	1	1:28.205	29.172	23.242	216	35.791	236	246	18	1	1:25.105	28.582	21.832	221	34.691	239	244
8	1	1:26.536	29.255	22.125	219	35.156	237	246	19	1	1:28.530	30.533	22.608	216	35.389	236	249
9	1	1:38.360	31.784	23.125	215	43.451	59	247	20	1	1:28.972	29.279	23.813	216	35.880	236	245
10	1	4:59.813	3:41.745	32.809	138	45.259	140		21	1	1:42.036	29.966	24.907	204	47.163	48	246
11	1	1:43.847	36.203	26.095	154	41.549	163	137									

Lap Id	Time	SE1	SP1	SE2	SP2	SE3	SP3	TSP	Lap Id	Time	SE1	SP1	SE2	SP2	SE3	SP3	TSP		
77	Rohrscheidt, DEU(#1) / Vincentz, DEU(#2)								theoretical besttime: 1:32.884										
1	1	2:43.739	1:21.314	93	32.338	132	50.087	142	12	1	1:40.954	32.080	156	24.666	200	44.208	57	227	
2	1	1:50.952	39.423	109	29.021	131	42.508	213	124	13	1	4:08.944	3:05.876	156	24.467	200	38.601	218	
3	1	1:40.157	34.619	149	25.324	199	40.214	217	223	14	1	1:34.751	32.039	157	24.548	200	38.164	217	228
4	1	1:41.842	33.124	155	25.208	197	43.510	218	227	15	1	1:34.730	31.473	157	25.170	200	38.087	218	228
5	1	1:38.581	33.562	158	25.284	199	39.735	217	228	16	1	1:43.240	31.484	158	24.084	201	47.672	55	229
6	1	1:36.467	32.567	157	25.001	200	38.899	217	228	17	1	4:38.742	3:31.807	152	27.510	196	39.425	209	
7	1	1:36.290	32.186	157	25.255	198	38.849	217	228	18	1	1:36.399	32.841	157	25.061	198	38.497	217	209
8	1	1:35.894	32.443	157	24.860	199	38.591	218	228	19	1	1:33.938	31.577	157	24.255	198	38.106	218	228
9	1	1:47.724	35.201	153	25.783	198	46.740	52	228	20	1	1:34.228	31.669	156	24.486	200	38.073	219	228
10	1	4:30.374	3:20.768	154	27.157	190	42.449	216		21	1	1:32.984	31.277	157	24.030	201	37.677	217	230
11	1	1:41.888	35.377	134	26.694	196	39.817	216	227	22	1	1:33.270	31.402	156	24.291	200	37.577	218	228

Lap Id	Time	SE1	SP1	SE2	SP2	SE3	SP3	TSP	Lap Id	Time	SE1	SP1	SE2	SP2	SE3	SP3	TSP		
99	Schreiner, DEU(#1)								theoretical besttime: 1:24.331										
1	1	3:37.504	2:22.596	112	31.126	138	43.782	184	14	1	1:25.502	28.687	175	22.215	217	34.600	233	243	
2	1	1:38.184	35.066	147	25.259	191	37.859	226	186	15	1	1:38.717	29.871	172	23.825	210	45.021	51	243
3	1	1:29.944	30.607	171	23.427	212	35.910	231	237	16	1	4:14.133	3:10.450	160	25.609	204	38.074	227	
4	1	1:28.821	29.363	173	22.904	213	36.554	232	240	17	1	1:37.113	30.915		26.105	208	40.093	224	237
5	1	1:30.557	31.018	172	22.922	213	36.617	232	242	18	1	1:28.837	29.708		23.266	215	35.863	232	235
6	1	1:36.117	29.975	171	22.856	213	43.286	59	242	19	1	1:27.839	29.341		23.170	215	35.328	233	242
7	1	4:37.489	3:36.476	165	24.390	209	36.623	232		20	1	1:27.194	29.134		23.119	214	34.941	233	244
8	1	1:28.394	29.770	173	22.698	214	35.926	235	242	21	1	1:25.447	28.132		22.664	216	34.651	234	243
9	1	1:29.805	31.062	171	23.033	213	35.710	233	244	22	1	1:26.686	29.083	175	22.168	216	35.435	233	243
10	1	1:27.051	29.433	174	22.543	215	35.075	234	242	23	1	1:25.647	28.308		22.676	216	34.663	234	243
11	1	1:26.048	29.024	174	22.285	216	34.739	234	242	24	1	1:25.062	27.985		22.645	215	34.432	234	244
12	1	1:26.509	28.968	174	22.325	217	35.216	233	244	25	1	1:24.820	27.731		22.623	216	34.466	234	244
13	1	1:25.987	29.054	172	22.214	216	34.719	234	243										