



GOODYEAR
Racing

Goodyear Playbook 2021

GTC Race

GTC*Race*
GRAN TURISMO TOURING CAR CUP
Unsere Serie



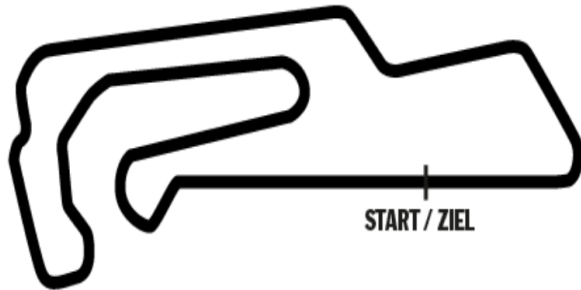


Overview


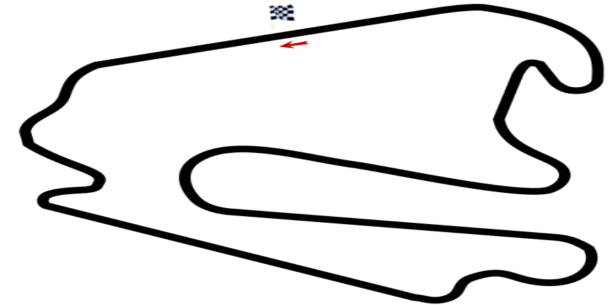


- I. Calendar 2021
- II. Tyre Regulations
- III. Circuit Details
- IV. Price Conditions 2021
- V. Tyre Handling
- VI. Contact

I. Calendar 2021



- 23.04. – 25.04. Arena Oschersleben (D)
- 28.05. – 30.05. Eurospeedway Lausitz (D)
- 30.07. – 01.08. Nürburgring (D)
- 27.08. – 29.08. Assen (NL)
- 17.09. – 19.09. Hockenheim (D)



II. Tyre Regulations



- Sprint-Races GTC:
 - 2 sets of slicks for Q1, Q2, Race 1 and Race 2
(1 set consists of 2 front axle tyres and 2 rear axle tyres)
- Goodyear 60:
 - 1 set of slicks for Qualifying Goodyear 60 and Race Goodyear 60
(1 set consists of 2 front axle tyres and 2 rear axle tyres)
- There is no limitation in the use of wet tyres.
- The tyres will be marked by Goodyear. Only these tyres are allowed to be used at this event für the correct session. It will be differenced by GTC and Goodyear 60.
- Please mark all your rims with the starting number to avoid any confusion.
- At outside temperatures below 5°C we will not send any ordered tyres via transport service providers .

Please remove all balance weights, pick up within the rims and valves before bringing the tyres to our service.



III. Circuit Details



- Motorsport Arena Oschersleben

Length:	3696 m
Tarmac:	medium
Grip level:	Low - medium
Right hand corners:	7
Left hand corners:	7
Ø Speed:	medium

- long straights where tyres are cooling down




III. Circuit Details



- Eurospeedway Lausitz

Length:	4534 m
Tarmac:	medium
Grip level:	low
Right hand corners:	5
Left hand corners:	7
Ø Speed:	medium

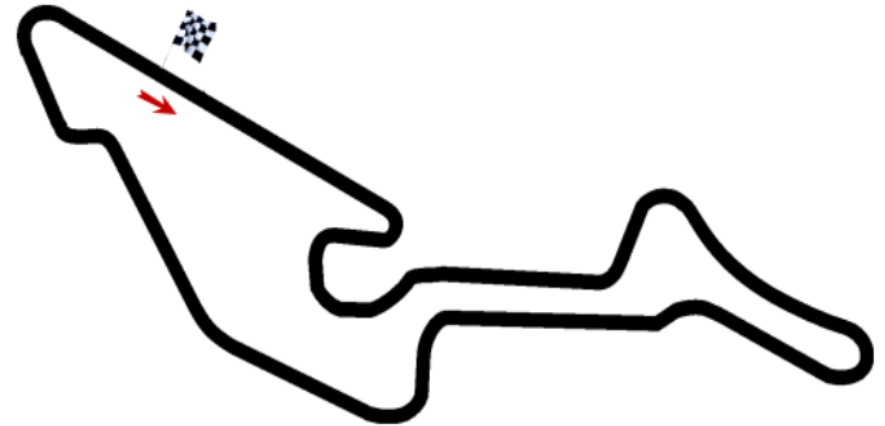
- very bumpy braking zone at start/finish into T1
- quick corner combination T2 to T5
- it's important to carry as much speed as possible through the final corner
- the track is quite balanced in terms of loading
- low tyre deg



III. Circuit Details

- Nürburgring

Length:	5148 m
Tarmac:	washed out
Grip level:	medium
Right hand corners:	7 (8)
Left hand corners:	4 (6)
Ø Speed:	medium



- outwashed braking zones and racing line
- hard braking points to T1 and NGK chicane (depending on layout)
- two long cooling phases for tyres
- small banking in T2, T6 and T12

III. Circuit Details



- Assen

Length:	4542 m
Tarmac:	medium +
Grip level:	medium +
Right hand corners:	10
Left hand corners:	7
Ø Speed:	medium - high

- Small banking
- very technical layout



III. Circuit Details



- Hockenheimring

Length:	4574 m
Tarmac:	medium
Grip level:	medium +
Right hand corners:	10
Left hand corners:	6
Ø Speed:	medium

- flat track
- long cooling phase towards Parabolika
- bumpy braking zone into T1 and Parabolika
- Banana Curb: T1 inside, Mercedes-Arena (T8) inside, exit Mercedes-Arena (T10) outside, Sachs-Kurve (T13) inside
- artificial grass outside T1



IV. Price Conditions 2021



Dimension	Diameter [mm]	Total Width [mm]	Measuring Rim [inch]	Rim Width min/max [inch]	Euro excl. 19%* VAT
18 Inch					
245/650 R18	650	257	9.0	8.5 - 10.0	304.00
265/660 R18	658	281	10.0	10.0 - 11.0	309.00
285/660 R18	655	301	11.0	10.5 - 12.0	378.00
285/680 R18	680	304	11.0	10.5 - 12.0	378.00
305/660 R18	656	332	12.5	11.5 - 12.5	410.00
305/680 R18	685	333	12.0	11.5 - 12.5	410.00
310/710 R18	706	354	13.0	12.5 - 13.0	430.00

The tyre delivery from GOODYEAR Racing is taking place following our terms and conditions for race tyres. *Abroad Germany the current tax regulations are valid. Prices are valid from 1st of January 2020 until recall.

V. Tyre Handling



You should avoid immediate cooling the tyres, except when you do not need the tyres anymore. (e.g. washing hot tyres with cold water).

You should set the cold pressures at the same time for one set at the same tyre temperature.

If the hot target is reached when the tyres are within the working window you do not need to fill in air when the tyres cooled down.

Due to no use of blankets you should scrub new tyres 1 to 2 laps slowly with avoiding curbs for this time being.

If the car returns to the pits within free practice and the target pressure needs to be adjusted you should do that directly when the car arrives and the tyres are hot.

The tyres should be stored within the shade (storage within the sun only when cold pressures are adjusted correctly).

While taking tyre temperatures and pressures you always need to pay attention to do it in the same order.

Are to be used Valve caps.



VI. Contact



Company: Goodyear Dunlop Tires Germany GmbH

Address: Dunlopstraße 2
63450 Hanau

Contact: Wolfgang Falterbaum

Titel: Track Support Engineer Motorsport

Mobile: +49 160 708 9363

Mobile: wolfgang.falterbaum@goodyear-dunlop.com

Please send the fulfilled tyre order sheet 7 workdays prior to the event to W.Falterbaum.