

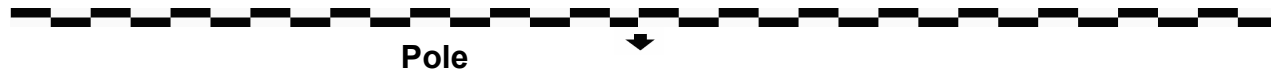
# DUNLOP 60

## Peroni Racing Weekend

### Race (60')

### Starting Grid


2:04.228	<b>Jean-Luc WEIDT</b>	Jean-Luc Weidt	<sup>6</sup> 88	- 7 -			
1:53.732	<b>Alois RIEDER</b>	Alois Rieder	<sup>1</sup> 469	- 6 -	30	<sup>1</sup> HCB-Rutronik Racing	Hans Chr. <b>BEHLER</b> 2:00.819
1:54.603	<b>Christoph DUPRÉ</b>	Dupré Motorsport	<sup>4</sup> 63	- 5 -	75	<sup>4</sup> Thomas Langer	<b>Thomas LANGER</b> 1:57.308
1:52.916	<b>Karlheinz BLESSING</b>	Gigaspeed Team GetSpeed	<sup>4</sup> 51	- 4 -	42	<sup>1</sup> Stile F Squadra Corse	<b>Pavel STRUKOV</b> 1:53.101
1:50.150	<b>Josef KLÜBER</b>	Équipe vitesse	<sup>1</sup> 5	- 3 -	911	<sup>1</sup> Schütz Motorsport	<b>Benni HEY</b> 1:50.221
1:49.477	<b>Tommy TULPE</b>	HCB-Rutronik Racing	<sup>1</sup> 1	- 2 -	8	<sup>1</sup> HCB-Rutronik Racing	<b>Carrie SCHREINER</b> 1:49.843
1:49.103	<b>Dietmar HAGGENMÜLLER</b>	Dietmar Haggenmüller	<sup>1</sup> 55	- 1 -	16	<sup>1</sup> Schütz Motorsport	<b>Stanislav DOBREV</b> 1:49.255



**CAR #469 DROP OF 2 POSITION ON GRID DUE TO STEWARDS DECISION N. 1**

Stewards:	Timekeeper:
-----------	-------------





# DUNLOP 60

## Peroni Racing Weekend

### Qualifying

### Classification by Class


Nr. Drivers	Team	Car	Time	Lap Total	Gap	Kph
<b>1</b>						
1 55 D. HAGGENMÜLLER / U. ALZEN	Dietmar Haggenmüller	Mercedes-AMG GT3	<b>1:49.103</b>	11 12		<b>191.1</b>
2 16 S. DOBREV / M. DIENST	Schütz Motorsport	Mercedes-AMG GT3	<b>1:49.255</b>	3 3	+0.152 +0.152	<b>190.9</b>
3 1 T. TULPE / F. PLENTZ	HCB-Rutronik Racing	Audi R8 LMS	<b>1:49.477</b>	6 7	+0.374 +0.222	<b>190.5</b>
4 8 C. SCHREINER / K. ARNOLD	HCB-Rutronik Racing	Audi R8 LMS	<b>1:49.843</b>	7 14	+0.740 +0.366	<b>189.9</b>
5 5 J. KLÜBER / K. HEYER	Équipe vitesse	Mercedes-AMG GT3	<b>1:50.150</b>	6 17	+1.047 +0.307	<b>189.3</b>
6 911 B. HEY / L. HÖRR	Schütz Motorsport	Porsche 991 GT3 R	<b>1:50.221</b>	8 9	+1.118 +0.071	<b>189.2</b>
7 42 P. STRUKOV / P. ZHARTSOV	Stile F Squadra Corse	Ferrari 458 GT3	<b>1:53.101</b>	17 18	+3.998 +2.880	<b>184.4</b>
8 469 A. RIEDER	Alois Rieder	Porsche 997 GT3 R	<b>1:53.732</b>	3 7	+4.629 +0.631	<b>183.4</b>
9 30 J. BOYD / H. BEHLER	HCB-Rutronik Racing	Audi R8 LMS ultra	<b>2:00.819</b>	12 13	+11.716 +7.087	<b>172.6</b>
<b>4</b>						
1 51 K. BLESSING / M. LAUCK	Gigaspeed Team GetSpeed	Porsche 991 GT3 Cup	<b>1:52.916</b>	4 12		<b>184.7</b>
2 63 C. DUPRÉ / L. GLANIA	Dupré Motorsport	Porsche 991 GT3 Cup	<b>1:54.603</b>	4 12	+1.687 +1.687	<b>182.0</b>
3 75 T. LANGER / .	Thomas Langer	Porsche 991 GT3 Cup	<b>1:57.308</b>	11 13	+4.392 +2.705	<b>177.8</b>
<b>6</b>						
1 88 J. WEIDT / S. WEIDT	Jean-Luc Weidt	Audi R8 LMS GT4	<b>2:04.228</b>	16 16		<b>167.9</b>

Published at: .....

Track Status: **DRY**

Stewards:	Timekeeper:
-----------	-------------





# DUNLOP 60

## Peroni Racing Weekend

### Qualifying

### Classification

Nr. Drivers	Team	Car	Cl	Time	Lap Total	Gap	Kph
1 55 D. HAGGENMÜLLER / U. ALZEN	Dietmar Haggenmüller	Mercedes-AMG GT3	1	<b>1:49.103</b>	11 12	- -	191.1
2 16 S. DOBREV / M. DIENST	Schütz Motorsport	Mercedes-AMG GT3	1	<b>1:49.255</b>	3 3	+0.152 +0.152	190.9
3 1 T. TULPE / F. PLENTZ	HCB-Rutronik Racing	Audi R8 LMS	1	<b>1:49.477</b>	6 7	+0.374 +0.222	190.5
4 8 C. SCHREINER / K. ARNOLD	HCB-Rutronik Racing	Audi R8 LMS	1	<b>1:49.843</b>	7 14	+0.740 +0.366	189.9
5 5 J. KLÜBER / K. HEYER	Équipe vitesse	Mercedes-AMG GT3	1	<b>1:50.150</b>	6 17	+1.047 +0.307	189.3
6 911 B. HEY / L. HÖRR	Schütz Motorsport	Porsche 991 GT3 R	1	<b>1:50.221</b>	8 9	+1.118 +0.071	189.2
7 51 K. BLESSING / M. LAUCK	Gigaspeed Team GetSpeed	Porsche 991 GT3 Cup	4	<b>1:52.916</b>	4 12	+3.813 +2.695	184.7
8 42 P. STRUKOV / P. ZHARTSOV	Stile F Squadra Corse	Ferrari 458 GT3	1	<b>1:53.101</b>	17 18	+3.998 +0.185	184.4
9 469 A. RIEDER	Alois Rieder	Porsche 997 GT3 R	1	<b>1:53.732</b>	3 7	+4.629 +0.631	183.4
10 63 C. DUPRÉ / L. GLANIA	Dupré Motorsport	Porsche 991 GT3 Cup	4	<b>1:54.603</b>	4 12	+5.500 +0.871	182.0
11 75 T. LANGER / .	Thomas Langer	Porsche 991 GT3 Cup	4	<b>1:57.308</b>	11 13	+8.205 +2.705	177.8
12 30 J. BOYD / H. BEHLER	HCB-Rutronik Racing	Audi R8 LMS ultra	1	<b>2:00.819</b>	12 13	+11.716 +3.511	172.6
13 88 J. WEIDT / S. WEIDT	Jean-Luc Weidt	Audi R8 LMS GT4	6	<b>2:04.228</b>	16 16	+15.125 +3.409	167.9

<b>Fastest Lap</b>	Lap 11	Dietmar HAGGENMÜLLER	<b>1:49.103</b>	191.1 Kph
--------------------	--------	----------------------	-----------------	-----------

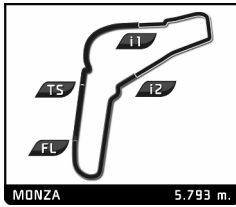
Qualifying Time: **2:05.468**

Published at: .....

Track Status: **DRY**

<b>Race Director:</b>	<b>Timekeeper:</b>
-----------------------	--------------------





# DUNLOP 60

## Peroni Racing Weekend

### Race

### Classification by Class

Nr. Drivers	Team	Car	Laps	Total Time	Gap	Kph	Best Lap	
							Lap	Time Kph
<b>1</b>								
1 1 T. TULPE / F. PLENTZ	HCB-Rutronik Racing	Audi R8 LMS	29	1:01:16.679		164.5	18	1:50.385 188.9
2 911 B. HEY / L. HÖRR	Schütz Motorsport	Porsche 991 GT3 R	29	1:01:18.873	+2.194	164.4	27	1:50.819 188.2
3 5 J. KLÜBER / K. HEYER	Équipe vitesse	Mercedes-AMG GT3	29	1:01:19.146	+2.467	164.4	18	1:50.627 188.5
4 55 D. HAGGENMÜLLER / U. ALZEN	Dietmar Haggenmüller	Mercedes-AMG GT3	29	1:01:28.778	+12.099	164.0	18	1:52.236 185.8
5 42 P. STRUKOV / P. ZHARTSOV	Stile F Squadra Corse	Ferrari 458 GT3	29	1:01:37.962	+21.283	163.5	18	1:52.994 184.6
6 16 S. DOBREV / M. DIENST	Schütz Motorsport	Mercedes-AMG GT3	29	1:01:51.666	+34.987	162.9	29	1:50.598 188.6
7 30 J. BOYD / H. BEHLER	HCB-Rutronik Racing	Audi R8 LMS ultra	27	1:02:10.485	2 Laps	150.9	8	1:59.027 175.2
<b>Not classified:</b>								
8 C. SCHREINER / K. ARNOLD	HCB-Rutronik Racing	Audi R8 LMS	19	37:48.918			19	1:50.734 188.3
<b>Not started</b>								
469 A. RIEDER	Alois Rieder	Porsche 997 GT3 R						
<b>4</b>								
1 63 C. DUPRÉ / L. GLANIA	Dupré Motorsport	Porsche 991 GT3 Cup	29	1:01:50.198		163.0	27	1:55.669 180.3
2 75 T. LANGER / .	Thomas Langer	Porsche 991 GT3 Cup	29	1:01:57.491	+7.293	162.7	27	1:57.034 178.2
3 51 K. BLESSING / M. LAUCK	Gigaspeed Team GetSpeed	Porsche 991 GT3 Cup	28	1:01:30.490	1 Laps	158.2	17	1:52.197 185.9
<b>6</b>								
<b>Not classified:</b>								
88 J. WEIDT / S. WEIDT	Jean-Luc Weidt	Audi R8 LMS GT4	17	37:41.824			8	2:03.619 168.7

CAR #16 TIME PENALTY 25 SECONDS DUE TO STEWARDS DECISION N. 3


Published at: .....

Track Status: **DRY**

Stewards:

Timekeeper:





# DUNLOP 60

## Peroni Racing Weekend

### Race ((60'))

### Classification

	Drivers	Team	Vehicle	Class	Laps	Total Time	Gap	Kph	Best Lap	
									Lap	Time Kph
1	1 Tommy TULPE/Fabian PLENTZ	HCB-Rutronik Racing	Audi R8 LMS	1	29	<b>1:01:16.679</b>	-	164.5	18	<b>1:50.385</b> 188.9
2	911 Benni HEY/Laurents HÖRR	Schütz Motorsport	Porsche 991 GT3 R	1	29	<b>1:01:18.873</b>	+2.194	164.4	27	<b>1:50.819</b> 188.2
3	5 Josef KLÜBER/Kenneth HEYER	Équipe vitesse	Mercedes-AMG GT3	1	29	<b>1:01:19.146</b>	+2.467	164.4	18	<b>1:50.627</b> 188.5
4	55 Dietmar HAGGENMÜLLER/Uwe ALZEN	Dietmar Haggenmüller	Mercedes-AMG GT3	1	29	<b>1:01:28.778</b>	+12.099	164.0	18	<b>1:52.236</b> 185.8
5	42 Pavel STRUKOV/Pavel ZHARTSOV	Stile F Squadra Corse	Ferrari 458 GT3	1	29	<b>1:01:37.962</b>	+21.283	163.5	18	<b>1:52.994</b> 184.6
6	63 Christoph DUPRÉ/Luis GLANIA	Dupré Motorsport	Porsche 991 GT3 Cup	4	29	<b>1:01:50.198</b>	+33.519	163.0	27	<b>1:55.669</b> 180.3
7	16 Stanislav DOBREV/Marvin DIENST	Schütz Motorsport	Mercedes-AMG GT3	1	29	<b>1:01:51.666</b>	+34.987	162.9	29	<b>1:50.598</b> 188.6
8	75 Thomas LANGER	Thomas Langer	Porsche 991 GT3 Cup	4	29	<b>1:01:57.491</b>	+40.812	162.7	27	<b>1:57.034</b> 178.2
9	51 Kartheinz BLESSING/Manuel LAUCK	Gigaspeed Team GetSpeed	Porsche 991 GT3 Cup	4	28	<b>1:01:30.490</b>	1 Lap	158.2	17	<b>1:52.197</b> 185.9
10	30 Jay BOYD/Hans Chr. BEHLER	HCB-Rutronik Racing	Audi R8 LMS ultra	1	27	<b>1:02:10.485</b>	2 Laps	150.9	8	<b>1:59.027</b> 175.2

#### Not classified:

8	Carrie SCHREINER/Kevin ARNOLD	HCB-Rutronik Racing	Audi R8 LMS	1	19	<b>37:48.918</b>			19	<b>1:50.734</b> 188.3
88	Jean-Luc WEIDT/Suzanne WEIDT	Jean-Luc Weidt	Audi R8 LMS GT4	6	17	<b>37:41.824</b>			8	<b>2:03.619</b> 168.7

#### Not started

469 Alois RIEDER

Alois Rieder Porsche 997 GT3 R 1

<b>Pole Position</b>		D. HAGGENMÜLLER	<b>1:49.103</b>	191.1 Kph
<b>Fastest Lap</b>	Lap 18	Fabian PLENTZ	<b>1:50.385</b>	188.9 Kph


CAR #16 TIME PENALTY 25 SECONDS DUE TO STEWARDS DECISION N. 3

Published at: .....

Track Status: **DRY**

<b>Stewards:</b>	<b>Timekeeper:</b>
------------------	--------------------





# DUNLOP 60


## Peroni Racing Weekend

### Race

### Lap Chart

		LAP																															
Nr	Pos	Grid	1	2	3	4	5	6	7	8	9	10	11	12	13	14	15	16	17	18	19	20	21	22	23	24	25	26	27	28	29		
55	1	55	8	8	8	8	8	8	8	8	8	8	8	8	8	8	8	8	8	8	8	8	8	8	8	8	8	8	8	8	8		
16	2	16	55	911	911	911	1	1	1	1	1	1	1	1	1	1	55	1	1	1	1	911	911	911	911	911	911	911	911	911			
1	3	1	1	1	1	1	911	911	911	911	911	911	911	911	42	55	75	911	911	911	911	911	5	5	5	5	5	5	5	5	5		
8	4	8	911	55	55	55	55	55	55	55	42	42	42	42	911	42	1	42	42	42	42	42	42	42	42	42	42	55	55	16	16	16	
5	5	5	42	42	42	42	42	42	42	42	42	55	55	55	55	55	911	42	55	55	55	55	5	55	55	55	55	55	16	16	55	55	55
911	6	911	63	5	5	5	5	5	5	5	5	5	5	5	5	5	911	5	5	5	55	16	16	16	16	16	42	42	42	42	42		
51	7	51	5	63	63	63	63	63	63	63	63	63	63	63	63	63	5	63	63	16	16	63	63	63	63	63	63	63	63	63	63	63	
42	8	42	51	51	51	51	51	51	51	51	16	16	16	16	16	16	88	16	16	63	63	75	75	75	75	75	75	75	75	75	75	75	
63	9	63	75	75	75	75	75	75	75	75	75	75	75	75	75	75	63	88	75	75	75	51	51	51	51	51	51	51	51	51	51	51	
75	10	75	88	30	30	30	16	16	16	16	16	75	51	51	51	88	16	75	51	51	51	30	30	30	30	30	30	30	30	30	30	30	
469	11	469	30	88	88	16	30	30	30	30	88	88	88	88	88	51	51	51	88	30	30												
30	12	30	16	16	16	88	88	88	88	88	30	30	30	30	30	30	30	30	30	30													
88	13	88																															






## DUNLOP 60 Peroni Racing Weekend Race

### Best Sector Times

SECTOR 1			SECTOR 2		SECTOR 3						
Pos	Nr	Time	Nr	Time	Nr	Time	Pos	Nr	Team	Cl	Ideal Lap Best Lap
1	51	34.766	1	37.696	16	37.551	1	1	HCB-Rutronik Racing	1	1:50.276 1:50.385 (1)
2	911	34.770	8	37.719	1	37.599	2	16	Schütz Motorsport	1	1:50.412 1:50.598 (2)
3	5	34.980	16	37.725	5	37.681	3	5	Équipe vitesse	1	1:50.456 1:50.627 (3)
4	1	34.981	5	37.795	55	37.937	4	911	Schütz Motorsport	1	1:50.668 1:50.819 (5)
5	8	35.008	911	37.883	8	38.007	5	8	HCB-Rutronik Racing	1	1:50.734 1:50.734 (4)
6	42	35.029	51	38.591	911	38.015	6	55	Dietmar Haggenmüller	1	1:51.815 1:52.236 (7)
7	16	35.136	55	38.683	51	38.663	7	51	Gigaspeed Team GetSpeed	4	1:52.020 1:52.197 (6)
8	55	35.195	42	38.819	42	38.903	8	42	Stile F Squadra Corse	1	1:52.751 1:52.994 (8)
9	63	35.835	63	39.783	63	39.868	9	63	Dupré Motorsport	4	1:55.486 1:55.669 (9)
10	75	36.257	75	40.133	75	40.497	10	75	Thomas Langer	4	1:56.887 1:57.034 (10)
11	30	36.929	30	40.516	30	41.380	11	30	HCB-Rutronik Racing	1	1:58.825 1:59.027 (11)
12	88	38.201	88	42.082	88	42.977	12	88	Jean-Luc Weidt	6	2:03.260 2:03.619 (12)






## DUNLOP 60 Peroni Racing Weekend Race

### Best Top Speeds

Team	Car	Class	Top 1		Top 2		Top 3		Top 4		Top 5		Avg
			Kph	Lap	Kph	Lap	Kph	Lap	Kph	Lap	Kph	Lap	
51 Gigaspeed Team GetSpeed	Porsche 991 GT3 Cup	4	280.9	17	279.5	11	278.1	2	276.6	15	275.2	25	278,1
911 Schütz Motorsport	Porsche 991 GT3 R	1	278.8	27	277.3	26	275.9	19	275.9	28	273.9	29	276,4
42 Stile F Squadra Corse	Ferrari 458 GT3	1	273.9	3	272.5	7	271.1	9	270.4	14	270.4	4	271,7
5 Équipe vitesse	Mercedes-AMG GT3	1	272.5	27	271.1	19	271.1	18	270.4	26	270.4	28	271,1
1 HCB-Rutronik Racing	Audi R8 LMS	1	272.5	20	272.5	19	271.8	29	271.8	6	271.8	7	272,1
8 HCB-Rutronik Racing	Audi R8 LMS	1	272.5	19	272.5	8	272.5	6	272.5	15	272.5	3	272,5
16 Schütz Motorsport	Mercedes-AMG GT3	1	271.1	29	271.1	18	269.1	10	268.4	26	267.8	17	269,5
55 Dietmar Haggenmüller	Mercedes-AMG GT3	1	269.8	26	268.4	18	265.8	29	265.8	19	265.8	9	267,1
63 Dupré Motorsport	Porsche 991 GT3 Cup	4	268.4	16	267.8	17	267.1	27	266.5	10	266.5	3	267,3
30 HCB-Rutronik Racing	Audi R8 LMS ultra	1	253.4	27	249.9	18	246.5	26	244.9	25	238.4	6	246,6
75 Thomas Langer	Porsche 991 GT3 Cup	4	250.5	19	249.4	27	248.2	18	247.7	11	246.0	10	248,4
88 Jean-Luc Weidt	Audi R8 LMS GT4	6	243.8	14	232.3	8	230.3	6	228.9	5	227.0	2	232,5
469 Alois Rieder	Porsche 997 GT3 R	1											








## DUNLOP 60

### Peroni Racing Weekend Race

### Leader Sequence

Nr	Team	Car	Start	End Lap	Laps	Total Laps
<b>1</b>						
8	HCB-Rutronik Racing	Audi R8 LMS	1	19	19	19
1	HCB-Rutronik Racing	Audi R8 LMS	20	29	10	10
<b>4</b>						
63	Dupré Motorsport	Porsche 991 GT3 Cup	1	14	14	14
75	Thomas Langer	Porsche 991 GT3 Cup	15	15	1	1
63	Dupré Motorsport	Porsche 991 GT3 Cup	16	29	14	28
<b>6</b>						
88	Jean-Luc Weidt	Audi R8 LMS GT4	1	17	17	17




# DUNLOP 60 Peroni Racing Weekend Race

## Analysis by lap

Lapped

Nr	Lap Time	Gap	Nr	Lap Time	Gap	Nr	Lap Time	Gap	Nr	Lap Time	Gap	Nr	Lap Time	Gap						
<b>Lap 1</b>			<b>Lap 5</b>			<b>Lap 9</b>			<b>Lap 13</b>			<b>Lap 17</b>								
8	2:00.317		8	1:51.949		8	1:51.995		8	1:51.752		8	1:50.760	2:22.982	1	1:50.760	2:22.982	1	1:50.760	2:22.982
55	2:01.670	1.353	1	1:53.776	9.823	1	1:54.457	16.105	1	1:53.868	20.764	911	1:51.054	2:40.715	911	1:51.054	2:40.715	911	1:51.054	2:40.715
1	2:01.917	1.600	911	1:54.730	10.613	911	1:54.362	19.233	42	1:54.323	27.735	42	1:53.987	2:43.955	42	1:53.987	2:43.955	42	1:53.987	2:43.955
911	2:01.921	1.604	55	1:54.013	11.534	42	1:55.176	21.719	911	1:55.246	28.466	55	1:52.532	2:45.964	55	1:52.532	2:45.964	55	1:52.532	2:45.964
42	2:02.897	2.580	42	1:53.344	12.394	55	1:56.316	22.214	55	1:54.643	29.058	5	1:51.445	2:49.006	5	1:51.445	2:49.006	5	1:51.445	2:49.006
63	2:04.292	3.975	5	1:54.732	17.983	5	1:55.091	31.261	5	1:55.798	43.309	51	1:53.373	1 Lap	51	1:53.373	1 Lap	51	1:53.373	1 Lap
5	2:04.635	4.318	63	1:56.788	24.591	63	1:56.492	43.559	88	2:04.705	1 Lap	30	2:05.362	2 Laps	30	2:05.362	2 Laps	30	2:05.362	2 Laps
51	2:07.622	7.305	51	1:57.499	33.471	51	1:59.106	59.790	63	1:57.781	1:00.069	63	1:55.864	3:23.362	63	1:55.864	3:23.362	63	1:55.864	3:23.362
75	2:08.197	7.880	75	1:57.750	34.066	75	1:58.530	1:00.034	16	1:55.682	1:14.379	16	1:51.612	3:26.141	16	1:51.612	3:26.141	16	1:51.612	3:26.141
88	2:11.951	11.634	16	1:56.178	49.217	16	1:55.178	1:03.862	75	1:58.425	1:22.703	75	1:58.269	3:48.407	75	1:58.269	3:48.407	75	1:58.269	3:48.407
30	2:13.526	13.209	30	2:03.068	55.661															
16	2:32.263	31.946	88	2:05.657	1:08.482															
<b>Lap 2</b>			<b>Lap 6</b>			<b>Lap 10</b>			<b>Lap 14</b>			<b>Lap 18</b>								
8	1:51.778		8	1:51.665		8	1:55.327		8	1:53.646		8	3:55.919		8	3:55.919		8	3:55.919	
911	1:53.664	3.490	1	1:52.876	11.034	88	2:06.748	1 Lap	51	2:07.683	1 Lap	51	1:50.385	17.448	1	1:50.385	17.448	1	1:50.385	17.448
1	1:54.728	4.550	911	1:53.529	12.477	1	1:53.945	14.723	30	2:07.838	2 Laps	911	1:50.922	35.718	911	1:50.922	35.718	911	1:50.922	35.718
55	1:56.096	5.671	55	1:53.738	13.607	911	1:55.834	19.740	1	1:59.605	26.723	42	1:52.994	41.030	42	1:52.994	41.030	42	1:52.994	41.030
42	1:56.205	7.007	42	1:53.918	14.647	42	1:54.091	20.483	55	1:56.282	31.694	55	1:52.236	42.281	55	1:52.236	42.281	55	1:52.236	42.281
5	1:55.351	7.891	5	1:54.653	20.971	5	1:57.546	33.480	42	2:01.647	35.736	5	1:50.627	43.714	5	1:50.627	43.714	5	1:50.627	43.714
63	1:57.699	9.896	63	1:56.811	29.737	63	1:56.906	45.138	911	2:03.014	37.834	51	1:52.197	1 Lap	51	1:52.197	1 Lap	51	1:52.197	1 Lap
51	1:59.440	14.967	51	1:57.911	39.717	16	1:55.380	1:03.915	5	2:01.277	50.940	30	2:00.098	2 Laps	30	2:00.098	2 Laps	30	2:00.098	2 Laps
75	1:59.122	15.224	75	1:57.786	40.187	51	2:00.417	1:04.880	88	2:04.401	1 Lap	16	1:51.495	1:21.717	16	1:51.495	1:21.717	16	1:51.495	1:21.717
30	2:03.145	24.576	16	1:55.866	53.418	75	2:00.430	1:05.137	63	2:02.798	1:09.221	63	1:56.547	1:23.990	63	1:56.547	1:23.990	63	1:56.547	1:23.990
88	2:06.125	25.981	30	2:00.302	1:04.298	30	3:40.514	1 Lap	16	2:02.457	1:23.190	88	4:03.189	1 Lap	88	4:03.189	1 Lap	88	4:03.189	1 Lap
16	1:57.330	37.498	88	2:03.959	1:20.776				75	1:58.347	1:27.404	75	1:57.358	1:49.846	75	1:57.358	1:49.846	75	1:57.358	1:49.846
<b>Lap 3</b>			<b>Lap 7</b>			<b>Lap 11</b>			<b>Lap 15</b>			<b>Lap 19</b>								
8	1:52.093		8	1:51.720		8	1:52.724		8	1:51.394		8	1:50.734		8	1:50.734		8	1:50.734	
911	1:54.559	5.956	1	1:52.989	12.303	88	2:04.755	1 Lap	30	2:12.748	2 Laps	30	1:50.478	17.192	1	1:50.478	17.192	1	1:50.478	17.192
1	1:54.096	6.553	911	1:54.217	14.974	1	1:54.698	16.697	55	2:01.530	41.830	911	1:51.133	36.117	911	1:51.133	36.117	911	1:51.133	36.117
55	1:54.175	7.753	55	1:53.872	15.759	911	1:54.519	21.535	88	2:04.558	1 Lap	42	1:53.692	43.988	42	1:53.692	43.988	42	1:53.692	43.988
42	1:54.332	9.246	42	1:54.471	17.398	42	1:54.111	21.870	75	2:06.986	1:42.996	5	1:51.100	44.080	5	1:51.100	44.080	5	1:51.100	44.080
5	1:55.832	11.630	5	1:55.286	24.537	55	1:54.292	23.716				55	1:52.878	44.425	55	1:52.878	44.425	55	1:52.878	44.425
63	1:57.153	14.956	63	1:56.514	34.531	5	1:55.356	36.112				51	1:53.020	1 Lap	51	1:53.020	1 Lap	51	1:53.020	1 Lap
51	1:58.440	21.314	51	1:58.973	46.970	63	1:56.522	48.936				30	1:59.624	2 Laps	30	1:59.624	2 Laps	30	1:59.624	2 Laps
75	1:58.606	21.737	75	1:58.931	47.398	16	1:56.056	1:07.247				16	1:51.391	1:22.374	16	1:51.391	1:22.374	16	1:51.391	1:22.374
30	2:02.756	35.239	16	1:54.937	56.635	75	1:57.785	1:10.198				63	1:55.955	1:29.211	63	1:55.955	1:29.211	63	1:55.955	1:29.211
88	2:05.888	39.776	30	1:59.406	1:11.984	30	2:10.016	1 Lap				75	1:59.207	1:58.319	75	1:59.207	1:58.319	75	1:59.207	1:58.319
16	1:55.608	41.013	88	2:04.153	1:33.209	51	2:17.880	1:30.036												
<b>Lap 4</b>			<b>Lap 8</b>			<b>Lap 12</b>			<b>Lap 16</b>			<b>Lap 20</b>								
8	1:52.099		8	1:51.983		8	1:52.221		8	1:51.519		8	2:00.891		8	2:00.891		8	2:00.891	
911	1:53.975	7.832	1	1:53.323	13.643	1	1:54.172	18.648	1	3:55.537	1 Lap	911	2:00.118	18.152	1	2:00.118	18.152	1	2:00.118	18.152
1	1:53.542	7.996	911	1:53.875	16.866	911	1:55.658	24.972	42	3:59.175	1 Lap	5	1:54.352	20.349	5	1:54.352	20.349	5	1:54.352	20.349
55	1:53.816	9.470	55	1:54.117	17.893	42	1:55.515	25.164	911	4:01.374	1 Lap	42	1:56.451	22.356	42	1:56.451	22.356	42	1:56.451	22.356
42	1:53.852	10.999	42	1:53.123	18.538	55	1:54.672	26.167	51	4:43.487	2 Laps	55	1:56.624	22.966	55	1:56.624	22.966	55	1:56.624	22.966
5	1:55.669	15.200	5	1:55.611	28.165	88	2:08.168	1 Lap	5	3:56.744	1 Lap	51	1:59.222	1 Lap	51	1:59.222	1 Lap	51	1:59.222	1 Lap
63	1:56.895	19.752	63	1:56.514	39.062	5	1:55.372	39.263	88	2:04.871	1 Lap	30	2:09.958	2 Laps	30	2:09.958	2 Laps	30	2:09.958	2 Laps
51	1:58.706	27.921	51	1:57.692	52.679	63	1:57.325	54.040	63	4:03.233	1 Lap	16	2:01.243	1:05.534	16	2:01.243	1:05.534	16	2:01.243	1:05.534
75	1:58.627	28.265	75	1:58.084	53.499	16	1:55.423	1:10.449	16	3:59.900	1 Lap	63	2:02.489	1:13.617	63	2:02.489	1:13.617	63	2:02.489	1:13.617
30	2:01.402	44.542	16	1:56.027	1:00.679	75	1:58.053	1:16.030				75	2:11.981	1:52.217	75	2:11.981	1:52.217	75	2:11.981	1:52.217
16	1:56.074	44.988	30	1:59.027	1:19.028	51	2:02.500	1:40.315												
88	2:07.097	54.774	88	2:03.619	1:44.845	30	2:05.704	1 Lap												
<b>Lap 5</b>			<b>Lap 9</b>			<b>Lap 13</b>			<b>Lap 17</b>			<b>Lap 21</b>								
8	1:51.778		8	1:51.995		8	1:52.221		8	1:58.083		8	3:14.880		8	3:14.880		8	3:14.880	
55	2:01.670	1.353	1	1:54.457	16.105	1	1:54.172	18.648	1	1:50.958	1 Lap	911	2:57.260	0.532	1	2:57.260	0.532	1	2:57.260	0.532
1	2:01.917	1.600	911	1:54.362	19.233	911	1:55.658	24.972	30	4:09.042	3 Laps	5	2:56.502	1.971	5	2:56.502	1.971	5	2:56.502	1.971
911	2:01.921	1.604	42	1:55.176	21.719	42	1:55.515	25.164	911	1:51.449	1 Lap	42	2:55.128	2.604	42	2:55.128	2.604	42	2:55.128	2.604
42	2:02.897	2.580	55	1:56.316	22.214	55	1:54.672	26.167	42	1:56.053	1 Lap	55	2:56.278	4.364	55	2:56.278	4.364	55	2:56.278	4.364
63	2:04.292	3.975	5	1:55.091	31.261	88	2:08.168	1 Lap	55	4:01.204	1 Lap									
5	2:04.635	4.318	63	1:56.492	43															



# DUNLOP 60

## Peroni Racing Weekend


### Race

### Analysis by lap

Lapped

Nr	Lap Time	Gap	Nr	Lap Time	Gap	Nr	Lap Time	Gap	Nr	Lap Time	Gap	Nr	Lap Time	Gap
51	2:49.444	1 Lap	911	1:51.709	1.881									
30	2:24.577	2 Laps	5	1:51.546	2.035									
16	2:16.729	7.383	51	1:52.557	1 Lap									
63	2:09.576	8.313	55	1:52.324	6.961									
75	2:06.942	44.279	16	1:51.327	7.328									
Lap 22			42	1:54.379	10.910									
1	3:18.358		63	1:56.071	17.550									
911	3:18.505	0.679	75	1:57.817	22.100									
5	3:18.516	2.129	30	2:01.177	2 Laps									
42	3:19.012	3.258	Lap 27											
55	3:19.037	5.043	1	1:50.698										
51	3:19.172	1 Lap	911	1:50.819	2.002									
30	3:19.036	2 Laps	5	1:51.078	2.415									
16	3:18.541	7.566	51	1:52.409	1 Lap									
63	3:18.429	8.384	16	1:52.179	8.809									
75	2:43.512	9.433	55	1:52.580	8.843									
Lap 23			42	1:54.923	15.135									
1	2:43.665		63	1:55.669	22.521									
911	2:43.884	0.898	75	1:57.034	28.436									
5	2:43.156	1.620	30	2:00.119	2 Laps									
42	2:43.157	2.750	Lap 28											
55	2:43.065	4.443	1	1:51.128										
51	2:43.145	1 Lap	911	1:51.276	2.150									
30	2:43.170	2 Laps	5	1:51.010	2.297									
16	2:42.915	6.816	16	1:52.999	10.680									
63	2:42.515	7.234	51	1:53.349	1 Lap									
75	2:42.577	8.345	55	1:53.378	11.093									
Lap 24			42	1:54.506	18.513									
1	2:37.409		63	1:56.227	27.620									
911	2:36.867	0.356	75	1:57.339	34.647									
5	2:36.708	0.919	30	1:59.647	2 Laps									
42	2:36.926	2.267	Lap 29											
55	2:35.809	2.843	1	1:51.291										
51	2:35.108	1 Lap	911	1:51.335	2.194									
16	2:36.157	5.564	5	1:51.461	2.467									
30	2:36.599	2 Laps	16	1:50.598	9.987									
63	2:35.896	5.721	55	1:52.297	12.099									
75	2:35.368	6.304	51	1:54.387	1 Lap									
Lap 25			42	1:54.061	21.283									
1	1:51.239		63	1:57.190	33.519									
911	1:52.065	1.182	75	1:57.456	40.812									
5	1:51.819	1.499	30	1:59.048	2 Laps									
51	1:53.453	1 Lap	Lap 26											
55	1:54.043	5.647	1	1:51.010										
16	1:52.686	7.011												
42	1:56.513	7.541												
63	1:58.007	12.489												
75	2:00.228	15.293												
30	2:03.576	2 Laps												





# DUNLOP 60

## Peroni Racing Weekend


### Race

### Handicaps Analysis

Nr.	In Time		Out Time		Pit Time	Handicap	Gap	Window	
	Hour	Elapsed	Hour	Elapsed					
<b>1</b>	<b>HCB-Rutronik Racing / Audi R8 LMS</b> 1								
1	18:44:53.295	26:42.771	18:47:01.805	28:51.281	2:08.510 (128.510)	128	0.510	Pit Window x	
<b>5</b>	<b>Équipe vitesse / Mercedes-AMG GT3</b> 1								
1	18:45:17.929	27:07.405	18:47:29.033	29:18.509	2:11.104 (131.104)	128	3.104	Pit Window x	
<b>8</b>	<b>HCB-Rutronik Racing / Audi R8 LMS</b> 1								
1	18:50:07.488	31:56.964	18:52:17.224	34:06.700	2:09.736 (129.736)	128	1.736	Pit Window x	
<b>16</b>	<b>Schütz Motorsport / Mercedes-AMG GT3</b> 1								
1	18:45:49.525	27:39.001	18:48:00.524	29:50.000	2:10.999 (130.999)	128	2.999	Pit Window x	
<b>30</b>	<b>HCB-Rutronik Racing / Audi R8 LMS ultra</b> 1								
1	18:46:44.708	28:34.184	18:48:51.101	30:40.577	2:06.393 (126.393)	120	6.393	Pit Window x	
<b>42</b>	<b>Stile F Squadra Corse / Ferrari 458 GT3</b> 1								
1	18:45:02.711	26:52.187	18:47:06.994	28:56.470	2:04.283 (124.283)	120	4.283	Pit Window x	
<b>51</b>	<b>Gigaspeed Team GetSpeed / Porsche 991 GT3 Cup</b> 4								
1	18:44:28.949	26:18.425	18:47:24.327	29:13.803	2:55.378 (175.378)	125	50.378	Pit Window x	
<b>55</b>	<b>Dietmar Haggmüller / Mercedes-AMG GT3</b> 1								
1	18:46:59.477	28:48.953	18:49:11.812	31:01.288	2:12.335 (132.335)	130	2.335	Pit Window x	
<b>63</b>	<b>Dupré Motorsport / Porsche 991 GT3 Cup</b> 4								
1	18:45:35.698	27:25.174	18:47:46.684	29:36.160	2:10.986 (130.986)	128	2.986	Pit Window x	
<b>75</b>	<b>Thomas Langer / Porsche 991 GT3 Cup</b> 4								
1	18:48:01.036	29:50.512	18:50:01.872	31:51.348	2:00.836 (120.836)	120	0.836	Pit Window x	
<b>88</b>	<b>Jean-Luc Weidt / Audi R8 LMS GT4</b> 6								
1	18:51:43.550	33:33.026	18:53:45.164	35:34.640	2:01.614 (121.614)	120	1.614	Pit Window x	
<b>911</b>	<b>Schütz Motorsport / Porsche 991 GT3 R</b> 1								
1	18:45:04.270	26:53.746	18:47:17.566	29:07.042	2:13.296 (133.296)	128	5.296	Pit Window x	

CARS WITHOUT PIT STOPS DURING THE SESSION: 469.

CARS WITHOUT PIT STOPS DURING PIT WINDOW X: 469.



# DUNLOP 60

## Peroni Racing Weekend


### Race

### Sector Analysis

■ Personal Best ■ Session Best B Crossing the finish line in pit lane

Lap	Time	Sector 1	Sector 2	Sector 3	T. Spd	Elapsed	Lap	Time	Sector 1	Sector 2	Sector 3	T. Spd	Elapsed	
<b>1</b>	<b>HCB-Rutronik Racing</b> Audi R8 LMS 1.Tommy TULPE 2.Fabian PLENTZ						1	23	2:43.156	49.688	59.941	53.527	165.0	49:25.524
1	2:01.917	39.809	41.524	40.584	225.1	2:01.917	24	2:36.708	46.748	53.254	56.706	171.2	52:02.232	
2	1:54.728	36.565	38.818	39.345	235.3	3:56.645	25	1:51.819	35.436	38.382	38.001	269.1	53:54.051	
3	1:54.096	35.811	38.801	39.484	262.6	5:50.741	26	1:51.546	35.209	38.612	37.725	270.4	55:45.597	
4	1:53.542	35.816	38.799	38.927	265.2	7:44.283	27	1:51.078	35.452	37.870	37.756	272.5	57:36.675	
5	1:53.776	35.623	39.265	38.888	247.7	9:38.059	28	1:51.010	35.288	37.874	37.848	270.4	59:27.685	
6	1:52.876	35.481	38.479	38.916	271.8	11:30.935	29	1:51.461	35.407	38.149	37.905	265.2	1:01:19.146	
7	1:52.989	35.538	38.561	38.890	271.8	13:23.924	<b>8 HCB-Rutronik Racing</b> Audi R8 LMS 1.Carrie SCHREINER 2.Kevin ARNOLD							
8	1:53.323	35.446	38.678	39.199	270.4	15:17.247	1	2:00.317	39.259	41.799	39.259	234.8	2:00.317	
9	1:54.457	35.621	39.219	39.617	270.4	17:11.704	2	1:51.778	35.338	38.119	38.321	268.4	3:52.095	
10	1:53.945	35.598	39.179	39.168	271.1	19:05.649	3	1:52.093	35.134	38.651	38.308	272.5	5:44.188	
11	1:54.698	35.721	39.096	39.881	270.4	21:00.347	4	1:52.099	35.561	38.231	38.307	270.4	7:36.287	
12	1:54.172	35.827	38.644	39.701	265.2	22:54.519	5	1:51.949	35.304	38.290	38.355	271.8	9:28.236	
13	1:53.868	35.835	38.771	39.262	268.4	24:48.387	6	1:51.665	35.364	38.048	38.253	272.5	11:19.901	
14	1:59.605B	35.751	38.728	45.126	271.1	26:47.992	7	1:51.720	35.343	38.065	38.312	267.1	13:11.621	
15	3:55.537	2:38.703	38.780	38.054	207.9	30:43.529	8	1:51.983	35.228	38.378	38.377	272.5	15:03.604	
16	1:50.958	35.153	38.041	37.764	271.1	32:34.487	9	1:51.995	35.493	38.355	38.147	271.1	16:55.599	
17	1:50.760	35.081	38.029	37.650	270.4	34:25.247	10	1:55.327	35.519	40.643	39.165	263.9	18:50.926	
18	1:50.385	35.027	37.759	37.599	271.1	36:15.632	11	1:52.724	35.714	38.665	38.345	262.0	20:43.650	
19	1:50.478	35.030	37.696	37.752	272.5	38:06.110	12	1:52.221	35.763	38.311	38.147	269.8	22:35.871	
20	2:00.891	35.012	39.912	45.967	272.5	40:07.001	13	1:51.752	35.356	38.213	38.183	269.8	24:27.623	
21	3:14.880	1:01.359	1:11.755	1:01.766	122.3	43:21.881	14	1:53.646	35.462	38.363	39.821	259.5	26:21.269	
22	3:18.358	1:04.339	1:17.652	56.367	111.2	46:40.239	15	1:51.394	35.118	38.180	38.096	272.5	28:12.663	
23	2:43.665	48.959	1:00.966	53.740	164.0	49:23.904	16	1:51.519	35.096	38.231	38.192	271.1	30:04.182	
24	2:37.409	46.679	53.576	57.154	193.5	52:01.313	17	1:58.083B	35.171	38.584	44.328	269.8	32:02.265	
25	1:51.239	35.604	37.814	37.821	269.8	53:52.552	18	3:55.919	2:39.489	38.351	38.079	210.3	35:58.184	
26	1:51.010	35.036	38.085	37.889	271.1	55:43.562	19	1:50.734	35.008	37.719	38.007	272.5	37:48.918	
27	1:50.698	34.981	37.753	37.964	271.1	57:34.260	<b>16 Schütz Motorsport</b> Mercedes-AMG GT3 1.Stanislav DOBREV 2.Marvin DIENST							
28	1:51.128	35.112	37.940	38.076	271.1	59:25.388	1	2:32.263	38.021	1:12.420	41.822	237.4	2:32.263	
29	1:51.291	35.099	37.988	38.204	271.8	1:01:16.679	2	1:57.330	36.792	40.085	40.453	232.3	4:29.593	
<b>5 Équipe vitesse</b> Mercedes-AMG GT3 1.Josef KLÜBER 2.Kenneth HEYER							3	1:55.608	36.114	39.797	39.697	248.8	6:25.201	
1	2:04.635	42.197	41.935	40.503	207.5	2:04.635	4	1:56.074	36.801	39.609	39.664	221.9	8:21.275	
2	1:55.351	36.017	39.705	39.629	263.2	3:59.986	5	1:56.178	36.255	40.308	39.615	247.7	10:17.453	
3	1:55.832	36.035	39.620	40.177	260.1	5:55.818	6	1:55.866	36.179	39.799	39.888	252.3	12:13.319	
4	1:55.669	35.904	39.930	39.835	266.5	7:51.487	7	1:54.937	36.196	39.505	39.236	254.6	14:08.256	
5	1:54.732	35.658	39.365	39.709	267.1	9:46.219	8	1:56.027	36.028	39.967	40.032	262.0	16:04.283	
6	1:54.653	35.749	39.414	39.490	264.5	11:40.872	9	1:55.178	35.954	39.802	39.422	255.2	17:59.461	
7	1:55.286	35.901	39.321	40.064	265.8	13:36.158	10	1:55.380	35.481	39.716	40.183	269.1	19:54.841	
8	1:55.611	35.894	39.789	39.928	268.4	15:31.769	11	1:56.056	36.244	39.751	40.061	258.9	21:50.897	
9	1:55.091	35.786	39.500	39.805	267.8	17:26.860	12	1:55.423	36.274	39.364	39.785	233.8	23:46.320	
10	1:57.546	35.990	41.869	39.687	255.8	19:24.406	13	1:55.682	36.386	39.440	39.856	213.6	25:42.002	
11	1:55.356	36.093	39.254	40.009	262.6	21:19.762	14	2:02.457B	35.882	39.476	47.099	233.8	27:44.459	
12	1:55.372	36.117	39.381	39.874	254.0	23:15.134	15	3:59.900	2:42.134	39.344	38.422	208.7	31:44.359	
13	1:55.798	35.810	39.444	40.544	268.4	25:10.932	16	1:52.435	35.627	38.589	38.219	263.9	33:36.794	
14	2:01.277B	35.892	40.003	45.382	266.5	27:12.209	17	1:51.612	35.334	38.225	38.053	267.8	35:28.406	
15	3:56.744	2:40.962	38.014	37.768	213.6	31:08.953	18	1:51.495	35.211	38.196	38.088	271.1	37:19.901	
16	1:50.873	34.980	37.938	37.955	269.8	32:59.826	19	1:51.391	35.668	37.879	37.844	266.5	39:11.292	
17	1:51.445	35.010	37.884	38.551	267.1	34:51.271	20	2:01.243	38.452	42.214	40.577	179.7	41:12.535	
18	1:50.627	35.114	37.832	37.681	271.1	36:41.898	21	2:16.729	37.530	42.566	56.633	208.3	43:29.264	
19	1:51.100	35.004	37.795	38.301	271.1	38:32.998	22	3:18.541	1:04.234	1:19.930	54.377	106.5	46:47.805	
20	1:54.352	35.437	38.944	39.971	262.0	40:27.350	23	2:42.915	49.240	1:00.275	53.400	166.5	49:30.720	
21	2:56.502	43.578	1:10.848	1:02.076	225.6	43:23.852	24	2:36.157	47.649	54.449	54.059	170.4	52:06.877	
22	3:18.516	1:04.027	1:18.074	56.415	116.5	46:42.368	25	1:52.686	35.624	38.235	38.827	265.8	53:59.563	





# DUNLOP 60

## Peroni Racing Weekend

### Race


### Sector Analysis

■ Personal Best   
 ■ Session Best   
 ■ Crossing the finish line in pit lane

Lap	Time	Sector 1	Sector 2	Sector 3	T. Spd	Elapsed	Lap	Time	Sector 1	Sector 2	Sector 3	T. Spd	Elapsed
26	1:51.327	35.136	37.999	38.192	268.4	55:50.890	21	2:55.128	42.779	1:10.833	1:01.516	206.3	43:24.485
27	1:52.179	35.265	38.311	38.603	254.0	57:43.069	22	3:19.012	1:04.443	1:18.588	55.981	115.5	46:43.497
28	1:52.999	35.285	39.024	38.690	265.2	59:36.068	23	2:43.157	49.504	1:00.150	53.503	172.8	49:26.654
29	1:50.598	35.322	37.725	37.551	271.1	1:01:26.666	24	2:36.926	47.536	52.693	56.697	170.9	52:03.580
<b>30</b>	<b>HCB-Rutronik Racing</b> Audi R8 LMS ultra 1.Jay BOYD 2.Hans Chr. BEHLER						25	1:56.513	35.690	40.607	40.216	248.8	54:00.093
1	2:13.526	45.761	43.895	43.870	161.5	2:13.526	26	1:54.379	35.454	39.312	39.613	255.8	55:54.472
2	2:03.145	38.314	42.001	42.830	216.6	4:16.671	27	1:54.923	35.807	39.286	39.830	260.1	57:49.395
3	2:02.756	37.913	41.954	42.889	217.9	6:19.427	28	1:54.506	36.120	39.137	39.249	242.1	59:43.901
4	2:01.402	37.380	41.546	42.476	218.3	8:20.829	29	1:54.061	35.717	39.116	39.228	240.0	1:01:37.962
5	2:03.068	38.248	42.693	42.127	214.0	10:23.897	<b>51</b>	<b>Gigaspeed Team GetSpeed</b> Porsche 991 GT3 Cup 1.Karlheinz BLESSING 2.Manuel LAUCK					
6	2:00.302	37.275	41.393	41.634	238.4	12:24.199	1	2:07.622	42.666	43.019	41.937	177.4	2:07.622
7	1:59.406	37.226	40.727	41.453	221.9	14:23.605	2	1:59.440	36.569	40.891	41.980	278.1	4:07.062
8	1:59.027	36.929	40.616	41.482	235.8	16:22.632	3	1:58.440	36.077	40.423	41.940	263.2	6:05.502
9	3:40.514	37.281	2:15.048	48.185	223.2	20:03.146	4	1:58.706	36.161	40.428	42.117	247.1	8:04.208
10	2:10.016	41.203	44.634	44.179	203.2	22:13.162	5	1:57.499	35.922	40.307	41.270	254.0	10:01.707
11	2:05.704	39.623	42.896	43.185	200.6	24:18.866	6	1:57.911	36.164	40.621	41.126	252.8	11:59.618
12	2:07.838	38.684	42.914	46.240	209.9	26:26.704	7	1:58.973	35.769	41.943	41.261	267.1	13:58.591
13	2:12.748	39.177	43.013	50.558	216.6	28:39.452	8	1:57.692	35.954	40.456	41.282	250.5	15:56.283
14	4:09.042	2:43.041	42.970	43.031	131.6	32:48.494	9	1:59.106	36.030	41.928	41.148	269.8	17:55.389
15	2:05.362	39.657	43.215	42.490	209.5	34:53.856	10	2:00.417	35.954	42.091	42.372	269.8	19:55.806
16	2:00.098	37.428	40.589	42.081	233.3	36:53.954	11	2:17.880	53.144	41.757	42.979	279.5	22:13.686
17	1:59.624	37.728	40.516	41.380	219.2	38:53.578	12	2:02.500	37.504	42.268	42.728	203.6	24:16.186
18	2:09.958	38.368	47.684	43.906	249.9	41:03.536	13	2:07.683	36.386	41.428	49.869	243.2	26:23.869
19	2:24.577	39.024	45.670	59.883	205.5	43:28.113	14	4:43.487	3:25.617	39.176	38.694	210.3	31:07.356
20	3:19.036	1:04.263	1:19.802	54.971	106.4	46:47.149	15	1:52.298	34.766	38.869	38.663	276.6	32:59.654
21	2:43.170	49.357	1:00.242	53.571	185.2	49:30.319	16	1:53.373	35.643	38.871	38.859	242.1	34:53.027
22	2:36.599	47.419	53.147	56.033	171.5	52:06.918	17	1:52.197	34.842	38.591	38.764	280.9	36:45.224
23	2:03.576	38.698	42.119	42.759	223.2	54:10.494	18	1:53.020	35.147	38.975	38.898	265.8	38:38.244
24	2:01.177	38.039	41.167	41.971	232.3	56:11.671	19	1:59.222	35.032	42.902	41.288	267.1	40:37.466
25	2:00.119	37.397	40.878	41.844	244.9	58:11.790	20	2:49.444	38.120	1:10.188	1:01.136	242.1	43:26.910
26	1:59.647	37.083	41.041	41.523	246.5	1:00:11.437	21	3:19.172	1:04.191	1:19.746	55.235	110.6	46:46.082
27	1:59.048	37.015	40.533	41.500	253.4	1:02:10.485	22	2:43.145	49.768	1:00.006	53.371	179.1	49:29.227
<b>42</b>	<b>Stile F Squadra Corse</b> Ferrari 458 GT3 1.Pavel STRUKOV 2.Pavel ZHARTSOV						23	2:35.108	47.287	52.780	55.041	167.0	52:04.335
1	2:02.897	40.222	42.353	40.322	197.7	2:02.897	24	1:53.453	35.154	39.370	38.929	244.9	53:57.788
2	1:56.205	36.664	39.438	40.103	258.9	3:59.102	25	1:52.557	34.920	38.815	38.822	275.2	55:50.345
3	1:54.332	35.213	39.258	39.861	273.9	5:53.434	26	1:52.409	34.784	38.826	38.799	272.5	57:42.754
4	1:53.852	35.163	39.158	39.531	270.4	7:47.286	27	1:53.349	35.074	39.349	38.926	265.8	59:36.103
5	1:53.344	35.318	38.869	39.157	269.8	9:40.630	28	1:54.387	35.808	39.542	39.037	267.1	1:01:30.490
6	1:53.918	35.156	39.418	39.344	252.8	11:34.548	<b>55</b>	<b>Dietmar Haggenmüller</b> Mercedes-AMG GT3 1.Dietmar HAGGENMÜLLEF 2.Uwe ALZEN					
7	1:54.471	36.437	38.901	39.133	272.5	13:29.019	1	2:01.670	38.599	42.265	40.806	222.8	2:01.670
8	1:53.123	35.029	38.996	39.098	263.9	15:22.142	2	1:56.096	37.680	39.342	39.074	227.4	3:57.766
9	1:55.176	35.403	39.781	39.992	271.1	17:17.318	3	1:54.175	36.230	39.093	38.852	249.9	5:51.941
10	1:54.091	35.158	39.492	39.441	268.4	19:11.409	4	1:53.816	35.849	38.959	39.008	258.2	7:45.757
11	1:54.111	35.246	39.525	39.340	261.3	21:05.520	5	1:54.013	35.899	39.306	38.808	256.4	9:39.770
12	1:55.515	35.934	39.962	39.619	256.4	23:01.035	6	1:53.738	35.740	39.296	38.702	255.8	11:33.508
13	1:54.323	35.444	39.125	39.754	263.2	24:55.358	7	1:53.872	35.859	39.006	39.007	264.5	13:27.380
14	2:01.647	35.046	41.439	45.162	270.4	26:57.005	8	1:54.117	35.752	39.227	39.138	261.3	15:21.497
15	3:59.175	2:37.472	40.880	40.823	210.7	30:56.180	9	1:56.316	37.584	39.241	39.491	265.8	17:17.813
16	1:56.053	36.442	39.583	40.288	227.0	32:52.233	10	1:55.261	35.885	40.240	39.136	258.2	19:13.074
17	1:53.987	35.611	39.093	39.283	251.1	34:46.220	11	1:54.292	35.795	39.306	39.191	260.7	21:07.366
18	1:52.994	35.272	38.819	38.903	254.6	36:39.214	12	1:54.672	35.969	39.818	38.885	260.7	23:02.038
19	1:53.692	35.308	38.888	39.496	262.6	38:32.906	13	1:54.643	35.829	39.220	39.594	257.6	24:56.681
20	1:56.451	36.173	40.004	40.274	249.4	40:29.357	14	1:56.282	36.026	40.039	40.217	248.8	26:52.963







# DUNLOP 60 Peroni Racing Weekend Race

## Sector Analysis

Personal Best    Session Best    B Crossing the finish line in pit lane

Lap	Time	Sector 1	Sector 2	Sector 3	T. Spd	Elapsed	Lap	Time	Sector 1	Sector 2	Sector 3	T. Spd	Elapsed	
15	2:01.530	B	36.047	39.334	46.149	255.8	28	1:58.084	36.527	40.133	41.424	231.8	15:57.103	
16	4:01.204		2:43.987	38.695	38.522	202.1	32	1:58.530	36.785	40.645	41.100	233.3	17:55.633	
17	1:52.532		35.540	38.683	38.309	261.3	34	2:00.430	36.257	42.197	41.976	246.0	19:56.063	
18	1:52.236		35.195	38.754	38.287	268.4	36	1:57.785	36.531	40.232	41.022	247.7	21:53.848	
19	1:52.878		35.406	38.828	38.644	265.8	38	1:58.053	36.943	40.187	40.923	232.8	23:51.901	
20	1:56.624		36.085	40.611	39.928	256.4	40	1:58.425	36.929	40.518	40.978	224.2	25:50.326	
21	2:56.278		43.445	1:10.947	1:01.886	185.5	42	1:58.347	36.882	40.260	41.205	242.1	27:48.673	
22	3:19.037		1:03.606	1:19.476	55.955	116.2	44	2:06.986	B	37.096	40.638	49.252	224.6	29:55.659
23	2:43.065		49.048	1:00.329	53.688	177.9	46	3:56.744		2:34.188	41.060	41.496	198.4	33:52.403
24	2:35.809		46.730	53.279	55.800	172.8	48	1:58.269	37.202	40.330	40.737	233.8	35:50.672	
25	1:54.043		35.827	39.801	38.415	252.8	50	1:57.358	36.632	40.220	40.506	248.2	37:48.030	
26	1:52.324		35.519	38.733	38.072	269.8	52	1:59.207	36.654	40.798	41.755	250.5	39:47.237	
27	1:52.580		35.212	38.704	38.664	263.9	54	2:11.981	40.549	47.177	44.255	180.0	41:59.218	
28	1:53.378		35.919	38.799	38.660	248.8	56	2:06.942	38.478	45.456	43.008	189.4	44:06.160	
29	1:52.297		35.658	38.702	37.937	265.8	58	2:43.512	38.406	1:11.026	54.080	197.0	46:49.672	

**63** Dupré Motorsport Porsche 991 GT3 Cup  
 1.Christoph DUPRÉ 4  
 2.Luis GLANIA

1	2:04.292	41.171	42.386	40.735	191.4	2:04.292	
2	1:57.699	37.088	40.430	40.181	258.2	4:01.991	
3	1:57.153	36.365	40.454	40.334	266.5	5:59.144	
4	1:56.895	36.382	40.158	40.355	263.9	7:56.039	
5	1:56.788	36.378	40.110	40.300	259.5	9:52.827	
6	1:56.811	36.397	40.110	40.304	257.0	11:49.638	
7	1:56.514	36.460	39.856	40.198	254.0	13:46.152	
8	1:56.514	36.381	40.091	40.042	255.8	15:42.666	
9	1:56.492	36.364	40.075	40.053	265.2	17:39.158	
10	1:56.906	36.433	40.323	40.150	266.5	19:36.064	
11	1:56.522	36.541	39.984	39.997	260.7	21:32.586	
12	1:57.325	36.669	40.152	40.504	262.0	23:29.911	
13	1:57.781	36.602	40.587	40.592	256.4	25:27.692	
14	2:02.798	B	36.319	39.954	46.525	265.8	27:30.490
15	4:03.233		2:42.605	40.560	40.068	198.8	31:33.723
16	1:56.040		36.132	39.783	40.125	268.4	33:29.763
17	1:55.864		36.129	39.867	39.868	267.8	35:25.627
18	1:56.547		36.190	39.970	40.387	264.5	37:22.174
19	1:55.955		35.982	40.005	39.968	266.5	39:18.129
20	2:02.489		37.320	43.608	41.561	222.8	41:20.618
21	2:09.576		36.887	43.983	48.706	227.9	43:30.194
22	3:18.429		1:04.218	1:20.255	53.956	104.4	46:48.623
23	2:42.515		49.610	59.945	52.960	155.8	49:31.138
24	2:35.896		48.908	53.331	53.657	163.2	52:07.034
25	1:58.007		37.040	40.242	40.725	238.9	54:05.041
26	1:56.071		36.102	39.913	40.056	262.6	56:01.112
27	1:55.669		35.835	39.826	40.008	267.1	57:56.781
28	1:56.227		36.067	39.986	40.174	265.2	59:53.008
29	1:57.190		36.212	40.017	40.961	259.5	1:01:50.198

**75** Thomas Langer Porsche 991 GT3 Cup  
 1.Thomas LANGER 4

1	2:08.197	43.421	42.985	41.791	173.1	2:08.197
2	1:59.122	36.750	41.087	41.285	246.0	4:07.319
3	1:58.606	36.594	40.750	41.262	243.8	6:05.925
4	1:58.627	36.704	40.526	41.397	236.9	8:04.552
5	1:57.750	36.839	40.319	40.592	231.3	10:02.302
6	1:57.786	36.661	40.277	40.848	241.1	12:00.088
7	1:58.931	36.673	40.917	41.341	229.4	13:59.019


**88** Jean-Luc Weidt Audi R8 LMS GT4  
 1.Jean-Luc WEIDT 6  
 2.Suzanne WEIDT

1	2:11.951	45.055	43.605	43.291	175.6	2:11.951	
2	2:06.125	38.760	43.132	44.233	227.0	4:18.076	
3	2:05.888	38.824	43.388	43.676	218.8	6:23.964	
4	2:07.097	40.092	42.935	44.070	218.3	8:31.061	
5	2:05.657	38.444	43.243	43.970	228.9	10:36.718	
6	2:03.959	38.201	42.781	42.977	230.3	12:40.677	
7	2:04.153	38.512	42.305	43.336	220.5	14:44.830	
8	2:03.619	38.316	42.082	43.221	232.3	16:48.449	
9	2:06.748	38.657	43.999	44.092	221.9	18:55.197	
10	2:04.755	38.882	42.804	43.069	210.7	20:59.952	
11	2:08.168	39.478	45.316	43.374	196.2	23:08.120	
12	2:04.705	39.024	42.552	43.129	208.3	25:12.825	
13	2:04.401	38.891	42.371	43.139	195.5	27:17.226	
14	2:04.558	38.594	42.682	43.282	243.8	29:21.784	
15	2:04.871	38.644	42.825	43.402	224.6	31:26.655	
16	2:11.980	B	38.783	42.407	50.790	214.4	33:38.635
17	4:03.189		2:35.041	43.932	44.216	182.4	37:41.824

**911** Schütz Motorsport Porsche 991 GT3 R  
 1.Benni HEY 1  
 2.Laurents HÖRR

1	2:01.921	41.274	40.411	40.236	191.4	2:01.921
2	1:53.664	35.995	38.594	39.075	236.9	3:55.585
3	1:54.559	36.225	38.885	39.449	233.3	5:50.144
4	1:53.975	35.685	39.013	39.277	255.8	7:44.119
5	1:54.730	36.621	38.849	39.260	220.5	9:38.849
6	1:53.529	35.534	38.787	39.208	237.4	11:32.378
7	1:54.217	35.606	39.361	39.250	254.6	13:26.595
8	1:53.875	35.544	39.113	39.218	255.2	15:20.470
9	1:54.362	35.353	39.531	39.478	263.9	17:14.832
10	1:55.834	35.449	41.093	39.292	242.7	19:10.666
11	1:54.519	35.495	39.339	39.685	255.8	21:05.185
12	1:55.658	35.901	40.131	39.626	242.1	23:00.843





# DUNLOP 60

## Peroni Racing Weekend

### Race

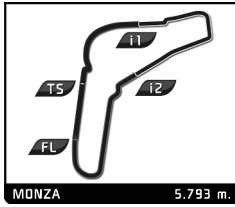
## Sector Analysis

■ Personal Best ■ Session Best B Crossing the finish line in pit lane

Lap	Time	Sector 1	Sector 2	Sector 3	T. Spd	Elapsed	Lap	Time	Sector 1	Sector 2	Sector 3	T. Spd	Elapsed
13	1:55.246	36.148	39.117	39.981	237.9	24:56.089							
14	2:03.014 <b>B</b>	35.954	40.396	46.664	235.3	26:59.103							
15	4:01.374	2:44.128	39.219	38.027	210.3	31:00.477							
16	1:51.449	34.901	38.368	38.180	271.1	32:51.926							
17	1:51.054	35.109	<b>37.883</b>	38.062	271.1	34:42.980							
18	1:50.922	34.904	37.988	38.030	272.5	36:33.902							
19	1:51.133	34.858	38.140	38.135	275.9	38:25.035							
20	2:00.118	34.931	42.542	42.645	273.2	40:25.153							
21	2:57.260	43.971	1:11.975	1:01.314	199.9	43:22.413							
22	3:18.505	1:04.273	1:18.289	55.943	117.7	46:40.918							
23	2:43.884	48.933	1:01.448	53.503	166.0	49:24.802							
24	2:36.867	46.551	53.819	56.497	188.7	52:01.669							
25	1:52.065	35.650	38.349	38.066	273.2	53:53.734							
26	1:51.709	34.819	38.850	38.040	277.3	55:45.443							
27	<b>1:50.819</b>	<b>34.770</b>	38.034	<b>38.015</b>	278.8	57:36.262							
28	1:51.276	34.927	38.126	38.223	275.9	59:27.538							
29	1:51.335	34.898	38.172	38.265	273.9	1:01:18.873							



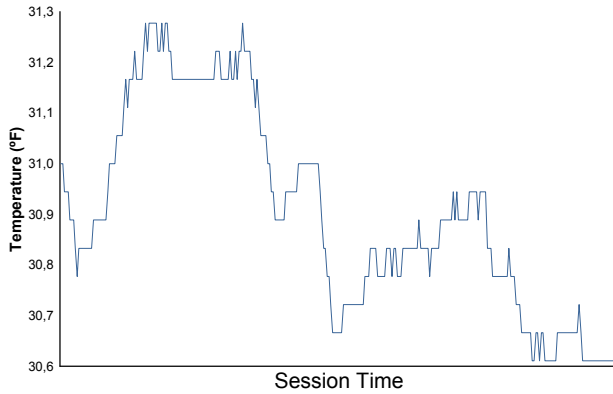




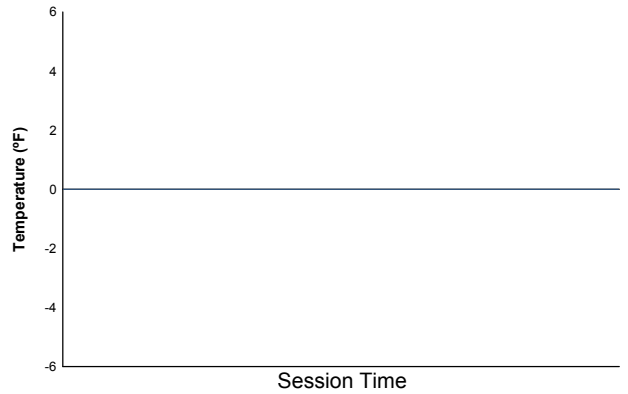
# Peroni Racing Weekend DUNLOP 60 Race

## Weather Report

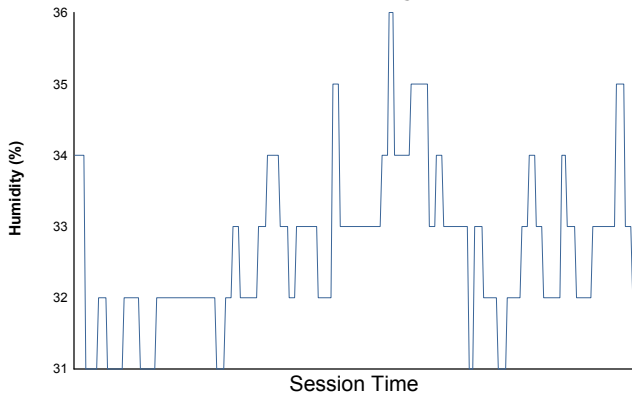
### Air Temperature



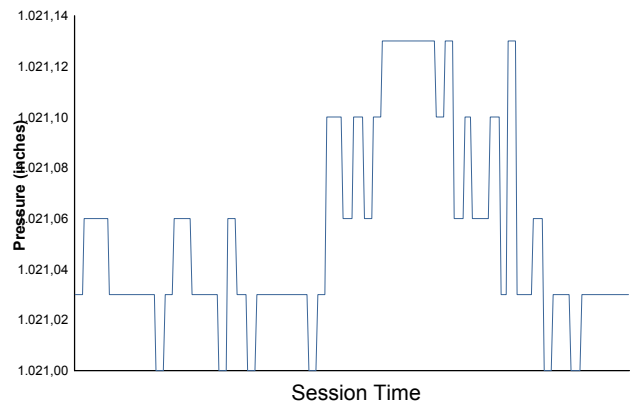
### Track Temperature



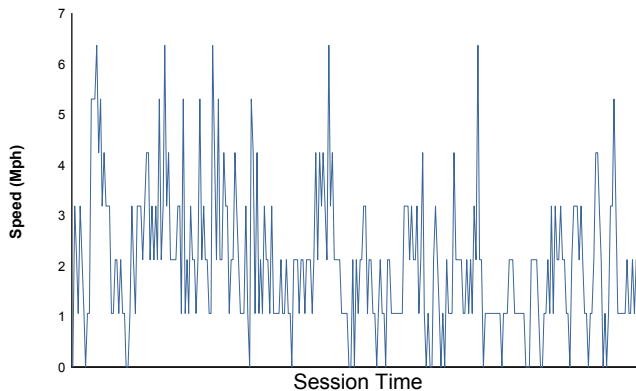
### Humidity



### Pressure

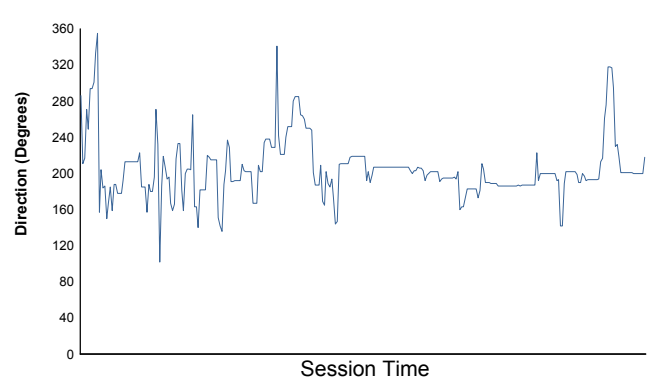


### Wind Speed



### Wind direction

North = 0°/360° Est = 90° South = 180° West = 270°



Track Status: **DRY**

